

City of Hartford
Connecticut

Historical Election Results

2001- 2015

Compiled from Official Election Documents

AMENDED

CITY OF HARTFORD - REGISTRARS OF VOTERS

Recount

November 07, 2003

OFFICIAL

Voting Districts	1	2	3	4	5	6	7	8	9	10	11	12	13	14	15	16	17	18	19	20	21	22	23	TOTALS	
CITY COUNCIL																									
2A	Veronica Airey-Wilson	289	125	232	114	231	219	475	77	86	110	176	207	169	177	55	68	67	74	74	108	55	152	191	3531
3A	Robert L. Painter	105	152	440	157	243	68	235	98	127	103	264	240	224	252	62	62	64	81	133	62	33	67	84	3356
4A	Steven J. Bonafonte	74	110	310	99	160	55	131	72	75	84	228	224	196	271	54	48	49	60	131	40	20	37	55	2583
2B	James M. Boucher	192	89	358	126	347	203	291	323	407	435	404	346	338	404	162	232	199	188	80	152	173	186	172	5807
3B	R. J. Winch	337	58	288	98	314	272	350	319	391	412	284	178	244	302	138	223	192	176	45	166	192	213	215	5407
4B	John Bazzano	235	106	324	120	365	249	354	339	428	440	411	340	351	545	170	242	208	199	90	84	195	200	200	6195
5B	Hernan LaFontaine	252	123	439	168	392	265	399	351	447	454	416	355	350	444	163	260	248	195	111	176	198	221	211	6638
6B	Kenneth H. Kennedy, Jr.	339	143	402	184	420	316	541	378	396	452	420	370	361	438	165	247	218	202	108	197	204	256	273	7030
7B	Calixto Torres	186	81	292	114	315	200	292	342	424	430	343	311	298	359	143	248	226	193	69	153	185	179	176	5559
2D	Elizabeth D. Horton-Sheff	244	76	210	155	182	175	342	51	58	85	109	186	84	80	28	48	53	55	43	88	43	128	177	2700
2E	Virginia Nunes	50	9	31	20	31	39	58	63	19	22	17	94	20	25	9	18	13	5	9	21	20	56	45	694
3E	F. Michelle Brown	119	19	41	18	49	59	132	27	24	23	35	78	15	25	5	18	15	8	8	24	21	73	83	919
5E	Radames Ray Vasquez	74	20	27	20	34	34	103	38	19	21	30	78	17	18	13	20	16	9	12	16	28	70	70	787
7E	Paul M. Ritter	97	23	45	32	64	64	142	29	31	27	41	98	25	30	16	22	12	10	18	25	26	85	90	1052
Total:		2593	1134	3439	1425	3147	2218	3845	2507	2932	3098	3178	3105	2692	3370	1183	1756	1580	1455	931	1312	1393	1923	2042	52258

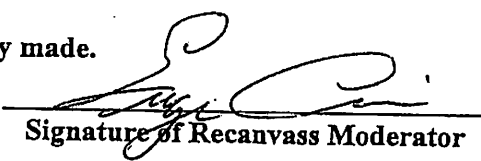
OFFICIAL

OFFICIALELECTION RECANVASS RETURN FORMTO: Secretary of the State
30 Trinity Street
Hartford, Connecticut 06106Attention: Election Services DivisionTown _____
City of: Hartford
Borough _____Date of Recanvass: November 7, 2003

I certify that on the date shown above, a recanvass was made of the votes cast at the
November 4, 2003 election for the office(s) specified below, and that at said recanvass,
 (date of election)
 the following candidates received the number of votes indicated:

OFFICE(S) (Including District)	CANDIDATES	PARTY DESIG- NATIONS	NUMBER OF VOTES (Including Write-In Votes for Candidates Listed)
Councilmen	Veronica Airey-Wilson	Repub.	3,531
Councilmen	Robert L. Painter	Repub.	3,356
Councilmen	Steven J. Bonafonte	Repub.	2,583
Councilmen	James M. Boucher	Democrat	5,807
Councilmen	R.J. Winch	Democrat	5,407
Councilmen	John Bazzano	Democrat	6,195
Councilmen	Hernan LaFontaine	Democrat	6,638
Councilmen	Kenneth H. Kennedy Jr.	Democrat	7,030
Councilmen	Calixto Torres	Democrat	5,559
Councilmen	Elizabeth Horton-Sheff	Green	2,700
Councilmen	Virginia Nunes	Hartford Together	694
Councilmen	F. Michelle Brown	Hartford Together	919
Councilmen	Radames Ray Vasquez	Hartford Together	787

A copy of this return has been filed with the clerk of the town.

The original canvass was was not correctly made.

 Signature of Recanvass Moderator

(ED-653a - Recanvass Return Form)

ED-677 - Rev. 6/99 (G:\handbook\recanvass\1999\pp.1-24)

(19)

OFFICIAL

ELECTION RECANVASS RETURN FORM

TO: Secretary of the State
30 Trinity Street
Hartford, Connecticut 06106

Attention: Election Services Division

OFFICIAL


Town _____
City of: Hartford
Borough _____
Date of Recanvass: November 7, 2003

I certify that on the date shown above, a recanvass was made of the votes cast at the November 4, 2003 election for the office(s) specified below, and that at said recanvass, (date of election) the following candidates received the number of votes indicated:

OFFICE(S) (Including District)	CANDIDATES	PARTY DESIG- NATIONS	NUMBER OF VOTES (Including Write-In Votes for Candidates Listed)
Councilmen	Paul M. Ritter	Hartford Together	1,052

A copy of this return has been filed with the clerk of the town.

The original canvass was was not correctly made.


Signature of Recanvass Moderator

(ED-653a - Recanvass Return Form)

ED-677 - Rev. 6/99 (G\handbook\recanvas\1999\pp.1-24)

OFFICIAL

PRESIDENTIAL PREFERENCE & TOWN COMMTE
PRIMARY

MARCH 2, 2004

CITY OF HARTFORD - REGISTRARS OF VOTERS

Democratic Presidential Preference

March 02, 2004

Voting Districts	1	2	3	4	5	6	7	8	9	10	11	12	13	14	15	16	17	18	19	20	21	22	23	TOTALS	
PRESIDENT																									
1A John Edwards	21	23	76	24	53	21	44	31	19	17	30	42	46	68	4	10	12	21	30	20	8	16	23		659
1B Joe Lieberman	67	21	20	13	60	67	127	6	8	11	12	11	7	16	3	3	5	8	1	37	82	99	107		791
1C Lyndon H. LaRouche, Jr.	33	5	37	5	32	23	50	8	5	11	1	1	4	7	4	1	4	9	8	42	59	54	40		443
1D Dennis J. Kucinich	2	1	36	27	12	0	2	6	4	4	5	8	8	6	3	2	3	6	4	12	2	0	1		154
1E Howard Dean	4	5	45	13	16	7	11	11	55	7	10	25	13	19	3	1	8	6	4	5	2	0	3		273
1F John F. Kerry	122	68	209	69	188	147	197	63	78	77	117	83	98	169	26	24	49	40	54	62	60	67	108		2175
1G Wesley Clark	7	1	3	3	2	1	3	1	1	5	4	3	2	4	0	1	1	0	4	4	5	1	2		58
1H Al Sharpton	22	8	21	7	30	26	59	6	12	9	8	7	7	3	2	1	2	9	2	11	5	24	29		310
1I Uncommitted	0	0	2	4	0	3	5	0	0	1	2	1	1	5	2	0	2	0	4	1	1	1	2		37
Total:	278	132	449	165	393	295	498	132	182	142	189	181	186	297	47	43	86	99	111	194	224	262	315		4900

OFFICIAL

CITY OF HARTFORD - REGISTRARS OF VOTERS

Democratic Presidential Preference

March 02, 2004

Voting Districts	1	2	3	4	5	6	7	8	9	10	11	12	13	14	15	16	17	18	19	20	21	22	23	TOTALS	
TOWN COMMITTEE - ASSEMBLY DISTRICT 1																									
2B	Abigail H. Ahlborn	123	79	202	106																				510
3B	Frank D. Barrows	191	97	196	94																				578
4B	Lelia J. Bouyer	143	75	142	80																				440
5B	Kejuan L. Dillard	135	73	151	80																				439
6B	Elaine Hatcher	149	73	161	86																				469
7B	John B. Kennelly	194	86	208	104																				592
8B	Thompson G. Page	127	76	193	86																				482
2C	Karen L. Bailey-Addison	129	30	178	42																				379
3C	Phillip L. McCalla	79	24	154	27																				284
4C	Janemarie W. Murphy	85	38	214	39																				376
5C	Edna N. Negron	96	44	217	45																				402
6C	Pedro E. Segarra	83	32	184	33																				332
7C	Peter N. Stevens	70	38	198	38																				344
8C	Troy C. Stewart	121	34	177	32																				364
Total:		1725	799	2575	892																				5991

OFFICIAL

CITY OF HARTFORD - REGISTRARS OF VOTERS

Democratic Presidential Preference

March 02, 2004

Voting Districts	1	2	3	4	5	6	7	8	9	10	11	12	13	14	15	16	17	18	19	20	21	22	23	TOTALS
TOWN COMMITTEE - ASSEMBLY DISTRICT 5																								
2B Mamie M. Bell																			14	54	136	137	196	537
3B W. Michael Downes																			17	54	131	131	157	490
4B Abraham L. Giles																			13	55	141	139	186	534
5B Georgiana E. Holloway																			18	54	133	129	168	502
6B Barbara Ryles James																			19	49	130	121	172	491
7B Paul M. Ritter																			25	57	132	132	189	535
8B Jacqueline Shannon																			17	53	130	129	159	488
9B William R. Smith																			14	52	129	136	174	505
10B Clorinda Soldevila																			17	45	129	123	153	467
11B Radames Vega Vasquez																			18	51	133	125	166	493
12B Ludella Perry Williams																			14	49	127	136	173	499
2C Eric J. Clarke																			79	107	95	108	101	490
3C Adam M. Cloud																			81	105	91	112	113	502
4C Milagros Davila																			75	99	96	105	85	460
5C Merle Davis																			74	101	97	119	118	509
6C Marc A. DiBella																			81	95	94	107	83	460
7C Luwanna A. Johnson																			76	105	89	113	93	476
8C Marie Lopez Kirkley-Bey																			86	112	99	119	125	541
9C Cornell Lewis																			80	110	98	124	118	530
10C Charles F. Oxley																			84	94	89	102	91	460
11C L. Raquel Rivera																			79	98	96	98	87	458
12C Rudolph E. Thomas																			76	95	89	109	94	463
Total:																			1057	1694	2484	2654	3001	10890

OFFICIAL

CITY OF HARLORD - REGISTRARS OF VOTERS

Democratic Presidential Preference

March 02, 2004

Voting Districts	1	2	3	4	5	6	7	8	9	10	11	12	13	14	15	16	17	18	19	20	21	22	23	TOTALS		
TOWN COMMITTEE - ASSEMBLY DISTRICT 7																										
2B	Olivia Almagro-Johnson				184	204	251																		639	
3B	Cynthia D. Bent				192	203	268																			663
4B	Darrell Garner, Jr.				211	212	270																			693
5B	Prenzina Raines Holloway				193	219	262																			674
6B	Winston Kennedy				188	207	287																			682
7B	Douglas McCrory				194	200	289																			683
8B	Noel F. McGregor, Jr.				212	216	308																			736
9B	Naomi Crawford McKoy				192	203	268																			663
10B	Serafin Rivera				188	180	235																			603
11B	Shirley A. Surgeon				180	198	257																			635
12B	Andrew Woods				181	182	283																			646
2C	Betty A. Cleveland				98	63	152																			313
3C	Carolyn J. Evans				96	58	141																			295
4C	John W. Gardner				100	62	159																			321
5C	Nathaniel Jenkins				94	65	181																			340
6C	Michelle Y. Jones				98	60	130																			288
7C	Jonnie M. Shannon				84	56	138																			278
8C	Edith R. Sherrod				95	56	130																			281
9C	Roosevelt D. Terry				94	73	161																			328
11C	Benita G. Toussaint				100	46	104																			250
12C	Louis Watkins, Jr.				110	84	191																			385
Total:					3084	2847	4465																			10396

OFFICIAL

CITY OF HARTFORD

PRESIDENTIAL PREFERENCE

DEMOCRATIC TOWN COMMITTEE PRIMARY

MARCH 2, 2004

(COMPILATION OF VOTES AND ENROLLMENT IN ACCORDANCE WITH SECTION 9-307)

DISTRICT	NUMBER OF NAMES ON LIST	+ OR -	NEW TOTAL OF NAMES ON LIST	NUMBER CHECKED AS VOTING	NUMBER LISTED AS NOT VOTING	PERCENTAGE	NAMES OF ASSISTANT REGISTRARS				
1	1400	2	1402	313	1089	22.33	DEBORAH MEYERS	MARGARET FRASER			
2	392	0	392	128	264	32.65	DESPRI GRIMES	RUTHIE THOMPSON			
3	1201	2	1203	467	736	38.82	NORMAN KING				
4	668	0	668	171	497	25.60	BETTY AYERS				
5	1847	0	1847	415	1432	22.47					
6	1832	0	1832	335	1497	18.29	STEVEN GRAY	DANA BROWN			
7	1931	0	1931	528	1403	27.34	MELVIN PETTIGREW				
8	1677	2	1679	133	1546	7.92					
9	1974	1	1975	185	1790	9.37					
10	1978	-2	1976	143	1833	7.24	BARBARA SILVA				
11	1241	0	1241	190	1051	15.31	CHARLENE WILLIAMS				
12	1567	0	1567	181	1386	11.55	MARGARET DAVOREN				
13	1380	0	1380	187	1193	13.55	DORIS CORSO				
14	1618	0	1618	301	1317	18.60	GERRE DEFELICE				
15	759	0	759	47	712	6.19	JUANITA THOMAS				
16	1275	0	1275	43	1232	3.37	JEFFREY ACOFF				
17	1295	0	1295	85	1210	6.56	NATANYA VASQUEZ				
18	1040	0	1040	99	941	9.52					
19	278	1	279	123	156	44.09	ST. CLAIR KNOWLIN				
20	1121	0	1121	208	913	18.55	RETHANIEL B. THAMES	ROSA LITTLE			
21	1244	4	1248	262	986	20.99					
22	1847	-1	1846	295	1551	15.98	ANGELA SCALES	LEONA WILSON			
23	1329	7	1336	353	983	26.43	PAULINE HARRIS				
TOTAL:	30894	16	30910	5192	25718	16.80					

CITY OF HARTFORD - REGISTRARS OF VOTERS

Democratic Presidential Preference

March 02, 2004

Voting District(s)	Beginning Totals	Additions/ Deletions	NewTotal	Number Voting	Not Voting	Percent Voted
001	1400	2	1402	313	1089	22.33%
002	392	0	392	128	264	32.65%
003	1201	2	1203	467	736	38.82%
004	668	0	668	171	497	25.60%
005	1847	0	1847	415	1432	22.47%
006	1832	0	1832	335	1497	18.29%
007	1931	0	1931	528	1403	27.34%
008	1677	2	1679	133	1546	7.92%
009	1974	1	1975	185	1790	9.37%
010	1978	-2	1976	143	1833	7.24%
011	1241	0	1241	190	1051	15.31%
012	1567	0	1567	181	1386	11.55%
013	1380	0	1380	187	1193	13.55%
014	1618	0	1618	301	1317	18.60%
015	759	0	759	47	712	6.19%
016	1275	0	1275	43	1232	3.37%
017	1295	0	1295	85	1210	6.56%
018	1040	0	1040	99	941	9.52%
019	278	1	279	123	156	44.09%
020	1121	0	1121	208	913	18.55%
021	1244	4	1248	262	986	20.99%
022	1847	-1	1846	295	1551	15.98%
023	1329	7	1336	353	983	26.42%
Total:	30894	16	30910	5192	25718	16.80%

OFFICIAL

City of Hartford Recount Listing by Candidate

Democratic Presidential Preference

March 02, 2004

Office: President

Seats: 1

Lever (Name)	Total	Win/Loose Diff	Total Having Voted: 4900 0.5% 25
1F (John F. Kerry)	2175		
1B (Joe Lieberman)	791		
1A (John Edwards)	659		
1C (Lyndon H. LaRouche, Jr.)	443		
1H (Al Sharpton)	310		
1E (Howard Dean)	273		
1D (Dennis J. Kucinich)	154		
1G (Wesley Clark)	58		
1I (Uncommitted)	37		
Office Totals	4900		

Democratic Primary March 2, 2004 Head Moderator's Return Hartford

Preliminary filing: The Town Clerk, Head Moderator or Registrar of Voters is requested to FAX THIS RETURN TO (860) 509-6127 (ALTERNATES: (860) 509-6131; (860) 509-6230; (860) 509-6281 as soon as possible after the polls close. This Fax report does not replace the required official filing. (See Below)

The Democratic Head Moderator must make a duplicate of such return, sign both and *deliver by hand, one copy* of the returns either to the Secretary of the State or to the State Police not later than 2:00 p.m. Wednesday, March 3, 2004; and to deliver the other copy to the Town Clerk on or before March 3, 2004. The Head Moderator will be given a receipt for the returns. A late filing (later than 2:00 p.m. March 3, 2004) will make the Head Moderator liable for a late filing fee of \$50.00 under §9-476. **DO NOT MAIL.**

Enter votes in the boxes directly below each candidate's name. Do not enter anything in a box which does not have a candidates name directly above it.

At a Presidential Preference Primary of the Democratic Party in the Town of Hartford legally warned and held on March 2, 2004, the following candidates received the number of voters shown respectively, for nomination to the office indicated:

Nomination for President of the United States

John Edwards <input type="text" value="659"/> Votes	Joe Lieberman <input type="text" value="791"/> Votes	Lyndon H. LaRouche, Jr. <input type="text" value="443"/> Votes	Dennis J. Kucinich <input type="text" value="154"/> Votes	
Howard Dean <input type="text" value="273"/> Votes	John F. Kerry <input type="text" value="2,175"/> Votes	Wesley Clark <input type="text" value="58"/> Votes	Al Sharpton <input type="text" value="310"/> Votes	Uncommitted <input type="text" value="37"/> Votes

Total Number of Names on Active Democratic Enrollment List in Town:
(Include names restored to active list on primary day)

Total Number of Names Checked as Having Voted in Town:
(Name-by-name count of all names checked on list as having voted by machine, by absentee ballot, and by overseas ballot if applicable)

Double Check Your Math!!!

List of Votes Certified by



Beadly Jones
Signature of Head Moderator – Presiding Officer

R E C A N V A S 5THASSEMBLY DJST.

19,20, 21 22, 23;

MARCH 4, 2004

CITY OF HARTFORD - REGISTRARS OF VOTERS

Recount

March 04, 2004

Voting Districts	1	2	3	4	5	6	7	8	9	10	11	12	13	14	15	16	17	18	19	20	21	22	23	TOTALS	
TOWN COMMITTEE - ASSEMBLY DISTRICT 5																									
2B Mamie M. Bell																			14	54	135	137	196		536
3B W. Michael Downes																			17	54	129	132	157		489
4B Abraham L. Giles																			13	55	140	139	187		534
5B Georgiana E. Holloway																			18	54	132	129	168		501
6B Barbara Ryles James																			19	49	128	121	172		489
7B Paul M. Ritter																			25	57	131	132	189		534
8B Jacqueline Shannon																			17	49	129	129	159		483
9B William R. Smith																			14	52	128	136	174		504
10B Clorinda Soldevila																			17	45	127	123	153		465
11B Radames Vega Vasquez																			18	51	133	124	166		492
12B Ludella Perry Williams																			14	49	126	136	173		498
2C Eric J. Clarke																			79	107	95	108	106		495
3C Adam M. Cloud																			81	105	91	113	117		507
4C Milagros Davila																			75	99	96	105	85		460
5C Merle Davis																			74	101	96	119	118		508
6C Marc A. DiBella																			81	95	93	107	83		459
7C Luwannia A. Johnson																			76	105	89	113	93		476
8C Marie Lopez Kirkley-Bey																			86	112	99	120	125		542
9C Cornell Lewis																			80	110	97	124	118		529
10C Charles F. Oxley																			79	94	89	102	91		455
11C L. Raquel Rivera																			79	98	96	98	87		458
12C Rudolph E. Thomas																			76	95	89	109	93		462
Total:																			1052	1690	2468	2656	3010		10876

OFFICIAL

City of Hartford Recount Listing by Candidate

Recount
March 04, 2004

Office: Town Committee - Assembly District 5

Seats: 11

Total Having Voted: 1241

0.5% 6

Lever (Name)	Total	Win/Loose Diff	
8C (Marie Lopez Kirkley-Bey)	542		
2B (Mamie M. Bell)	536		
4B (Abraham L. Giles)	534		
7B (Paul M. Ritter)	534		
9C (Cornell Lewis)	529		
5C (Merle Davis)	508		
3C (Adam M. Cloud)	507		
9B (William R. Smith)	504		
5B (Georgiana E. Holloway)	501		
12B (Ludella Perry Williams)	498		
2C (Eric J. Clarke)	495		
11B (Radames Vega Vasquez)	492	(3)	Automatic Recount
6B (Barbara Ryles James)	489		
3B (W. Michael Downes)	489		
8B (Jacqueline Shannon)	483		
7C (Luwannia A. Johnson)	476		
10B (Clorinda Soldevila)	465		
12C (Rudolph E. Thomas)	462		
4C (Milagros Davila)	460		
6C (Marc A. DiBella)	459		
11C (L. Raquel Rivera)	458		
10C (Charles F. Oxley)	455		
Office Totals	10876		

OFFICIAL

OFFICIAL

DEMOCRATIC PRIMARY

AUGUST 10, 2004



CITY OF HARTFORD - REGISTRARS OF VOTERS

OFFICIAL

Democratic State Primary

August 10, 2004

Voting Districts	1	2	3	4	5	6	7	8	9	10	11	12	13	14	15	16	17	18	19	20	21	22	23	TOTALS	
STATE SENATOR - SENATORIAL DISTRICT 2																									
Timothy Curtis	52	34	144		129	59	132													50	59	76		735	
Eric D. Coleman	255	74	195		271	359	475													114	195	277		2215	
Total:	307	108	339		400	418	607													164	254	353		2950	
STATE REPRESENTATIVE - ASSEMBLY DISTRICT 5																									
Paul M. Ritter																				17	49	80	130	156	432
Marie Lopez Kirkley-Bey																				65	131	121	126	189	632
Total:																				82	180	201	256	345	1064
STATE REPRESENTATIVE - ASSEMBLY DISTRICT 6																									
Hector Luis Robles												166	189	115	178										648
Art J. Feltman												178	193	190	295										856
Total:												344	382	305	473										1504
STATE REPRESENTATIVE - ASSEMBLY DISTRICT 7																									
Douglas McCrory					245	297	482																		1024
Annette Wheeler Carter					160	120	202																		482
Total:					405	417	684																		1506
DEMOCRATIC REGISTRAR OF VOTERS																									
Shirley A. Surgeon	203	66	241	57	218	283	352	51	55	71	143	163	149	267	46	44	49	72	63	106	95	86	148	3028	
Olga Iris Vazquez-Aviles	98	39	87	38	170	127	254	110	126	85	160	164	104	146	29	58	45	78	12	62	105	153	185	2435	
Total:	301	105	328	95	388	410	606	161	181	156	303	327	253	413	75	102	94	150	75	168	200	239	333	5463	

RECEIVED BY
Paul M. Ritter
 Aug 11 2 35 PM '04

CITY OF HARTFORD

STATE ELECTION/MUNICIPAL DEMOCRATIC PRIMARY

AUGUST 10, 2004

(COMPILATION OF VOTES AND ENROLLMENT IN ACCORDANCE WITH SECTION 9-307)

DISTRICT	NUMBER OF NAMES ON LIST	+ DR -	NEW TOTAL OF NAMES ON LIST	NUMBER CHECKED AS VOTING	NUMBER LISTED AS NOT VOTING	PERCENTAGE	NAMES OF ASSISTANT REGISTRARS			
1	1392	2	1394	315	1079	22.60	EBONY KING	MARGARET FRASER		
2	392	0	392	107	285	27.30	TERRELL GREEN	PATRICIA DAVIS		
3	1182	2	1184	349	835	29.48	MIDELINE BOISFOND	NORMAN KING		
4	646	2	648	96	552	14.81	BEN DOWDELL	KHYRYSTELLINA KHENG		
5	1865	3	1868	426	1442	22.81	SABRINA McCALOP	DERRICK FOLKES		
6	1877	5	1882	446	1436	23.70	KIMBERLY MITCHELL	JA'CEE BROADEN		
7	2000	3	2003	702	1301	35.05	TYRONE JOHNSON	MELVIN PETTIGREW		
8	1611	4	1615	161	1454	9.97	MARIA AYALA	ST. CLAIR KNOWLIN		
9	1878	-2	1876	191	1685	10.18	CARMEN DURAN	MARIA M. LOPEZ		
10	1908	1	1909	159	1750	8.33	ANNETTE JERNIGAN			
11	1270	4	1274	356	918	27.94	VIRGINIA VALENTE	LAURA VEGA		
12	1648	4	1652	398	1254	24.09	DIANNA A. VAZQUEZ	LINDA DIANE COOPER		
13	1476	2	1478	311	1167	21.04	KENNETH HAMILTON			
14	1641	4	1645	485	1160	29.48	DEBORAH MAYO	HERMIN BLAKE		
15	751	-1	750	77	673	10.27	TRACY HAMILTON			
16	1279	1	1280	103	1177	8.05	KALU WILCOX	RUTHIE THOMPSON		
17	1205	1	1206	99	1107	8.21	GLORIA G. BLAIR	SHARON O. ROSE		
18	1039	4	1043	160	883	15.34	CHRIS MENA			
19	292	0	292	83	209	28.42	THELMA D. WILLIAMS GRADY			
20	1096	5	1101	187	914	16.98	JUANNA LONG	BETTY AYERS		
21	1277	10	1287	215	1072	16.71	MICHELLE JONES	BETTIE MARTIN		
22	1852	3	1855	273	1582	14.72	ANGELA SCALES			
23	1347	4	1351	375	976	27.76	GUSSIE DAVIS	ROSALIND CRUMPTON		

T : 30924 61 30985 6074 24911 19.60

CITY OF HARTFORD - REGISTRARS OF VOTERS

Democratic State Primary

OFFICIAL

August 10, 2004

Voting District(s)	Beginning Totals	Additions/ Deletions	NewTotal	Number Voting	Not Voting	Percent Voted
001	1392	2	1394	315	1079	22.60%
002	392	0	392	107	285	27.30%
003	1182	2	1184	349	835	29.48%
004	646	2	648	96	552	14.81%
005	1865	3	1868	426	1442	22.81%
006	1877	5	1882	446	1436	23.70%
007	2000	3	2003	702	1301	35.05%
008	1611	4	1615	161	1454	9.97%
009	1878	-2	1876	191	1685	10.18%
010	1908	1	1909	159	1750	8.33%
011	1270	4	1274	356	918	27.94%
012	1648	4	1652	398	1254	24.09%
013	1476	2	1478	311	1167	21.04%
014	1641	4	1645	485	1160	29.48%
015	751	-1	750	77	673	10.27%
016	1279	1	1280	103	1177	8.05%
017	1205	1	1206	99	1107	8.21%
018	1039	4	1043	160	883	15.34%
019	292	0	292	83	209	28.42%
020	1096	5	1101	187	914	16.98%
021	1277	10	1287	215	1072	16.71%
022	1852	3	1855	273	1582	14.72%
023	1347	4	1351	375	976	27.76%
Total:	30924	61	30985	6074	24911	19.60%

City of Hartford Recount Listing by Candidate

Democratic State Primary

OFFICIAL

August 10, 2004

Office: State Senator - Senatorial District 2

Seats: 1

Name	Total	Win/Loose Diff	Total Having Voted: 2950 0.5% 15
Eric D. Coleman	2215		
Timothy Curtis	735		
Office Totals	2950		

Office: State Representative - Assembly District 5

Seats: 1

Name	Total	Win/Loose Diff	Total Having Voted: 1064 0.5% 5
Marie Lopez Kirkley-Bey	632		
Paul M. Ritter	432	(200)	No Recount
Office Totals	1064		

Office: State Representative - Assembly District 6

Seats: 1

Name	Total	Win/Loose Diff	Total Having Voted: 1504 0.5% 8
Art J. Feltman	856		
Hector Luis Robles	648	(208)	No Recount
Office Totals	1504		

Office: State Representative - Assembly District 7

Seats: 1

Name	Total	Win/Loose Diff	Total Having Voted: 1506 0.5% 8
Douglas McCrory	1024		
Annette Wheeler Carter	482	(542)	No Recount
Office Totals	1506		

City of Hartford Recount Listing by Candidate

Democratic State Primary

OFFICIAL

August 10, 2004

Office: Democratic Registrar of Voters

Seats: 1

Name	Total	Win/Loose Diff	Total Having Voted: 5463 0.5% 27
Whirley A. Surgeon	3028		
Olga Iris Vazquez-Aviles	2435	(593)	No Recount
Office Totals	5463		

1. Preliminary unofficial report: the Town Clerk, Head Moderator or Registrar of Voters is requested to FAX THIS RETURN TO (860) 509-6127 (alternates: 509-6281, 509-6131) as soon as possible after the polls close. This Fax report does not replace the required official filing (see below).

2. MANDATORY OFFICIAL FILING & DEADLINE: The Democratic Head Moderator is to make a duplicate of the Head Moderator's Return. Xerox is OK. Sign both copies. The Democratic Head Moderator must deliver one signed original of this return immediately by hand to the Secretary of the State, Election Services Division, 2nd floor, 30 Trinity Street, Hartford, not later than 6 PM Wednesday August 11, 2004; OR to the State Police not later than 4 PM Wednesday August 11, 2004. If late, the Head Moderator must pay a late filing fee of \$50. DO NOT MAIL. The Head Moderator must deliver the signed duplicate of this return to the Town Clerk on or before August 11, 2004. (CGS, Secs. 9-440 and 9-314)

Enter votes in the boxes directly below each candidate's name.

At the Primary of the Democratic Party in the town of Hartford legally warned and held on August 10, 2004, the following candidates received the number of votes annexed to their names respectively, for nomination to the offices indicated:

State Senator Senatorial District 2

Democratic Eric D. Coleman 2,215	Democratic Timothy Curtis * 735
--	---------------------------------------

State Representative Assembly District 4

Democratic Evelyn C. Mantilla * -0-	Democratic Elizabeth Villanueva -0-
---	---

State Representative Assembly District 5

Democratic Marie Lopez Kirkley-Bey * 632	Democratic Paul M. Ritter 432
--	-------------------------------------

State Representative Assembly District 6

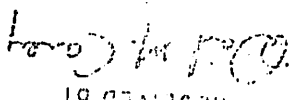
Democratic Art J. Feltman * 856	Democratic Hector Luis Robles 648
---------------------------------------	---

State Representative Assembly District 7

Democratic Annette Wheeler Carter * 482	Democratic Douglas McCrory 1,024
---	--

Registrar of Voters Town Hartford

Democratic Shirley A. Surgeon * 3,028	Democratic Olga Iris Vazquez-Aviles 2,435
---	---

RECEIVED BY

 AUG 11 2 35 PM '04
 TOWN CLERK

CITY OF HARTFORD - REGISTRARS OF VOTERS

State - General
November 02, 2004

OFFICIAL

Voting Districts	1	2	3	4	5	6	7	8	9	10	11	12	13	14	15	16	17	18	19	20	21	22	23	TOTALS
PRESIDENTIAL ELECTORS FOR																								
Bush and Cheney	111	105	251	118	312	96	145	218	278	316	415	330	303	401	128	177	218	142	123	130	95	116	95	4623
Cobb and LaMarche	44	6	10	24	52	58	72	47	50	53	42	47	50	43	9	44	42	38	7	29	53	43	26	889
Kerry and Edwards	1185	347	1143	662	1607	1378	1737	1001	1035	1103	1087	1174	1051	1241	552	818	888	633	325	767	606	1182	1073	22595
Nader and Camejo	2	1	7	14	13	2	5	11	13	2	5	12	16	7	4	3	11	10	2	13	4	7	4	168
Peroutka and Baldwin	2	1	2	0	2	2	4	2	2	2	4	4	2	1	1	0	0	4	1	1	3	5	1	46
Badnarik and Campagna	2	0	2	1	5	5	2	1	2	1	2	1	2	3	0	1	1	7	0	3	4	6	0	51
Total:	1346	460	1415	819	1991	1541	1965	1280	1380	1477	1555	1568	1424	1696	694	1043	1160	834	458	943	765	1359	1199	28372
UNITED STATES SENATOR																								
Chris Dodd	1135	354	1096	606	1437	1236	1624	920	932	1053	1099	1094	1020	1178	491	672	765	544	324	748	534	1056	1008	20926
Jack Orchulli	51	62	187	78	209	55	57	127	193	181	251	206	188	278	78	94	126	87	79	64	60	84	51	2846
Leonard H. Rasch	2	1	7	5	24	16	14	13	10	11	9	17	22	18	4	6	6	16	5	12	13	11	5	247
Timothy A. Knibbs	12	5	6	15	21	13	22	14	13	18	18	16	14	21	7	14	11	11	2	19	11	17	13	313
Total:	1200	422	1296	704	1691	1320	1717	1074	1148	1263	1377	1333	1244	1495	580	786	908	658	410	843	618	1168	1077	24332
REPRESENTATIVE IN CONGRESS																								
John B. Larson	1110	347	1102	618	1419	1208	1556	897	901	1019	1090	1078	1003	1173	485	646	737	539	324	501	527	1025	975	20280
John M. Halstead	46	62	172	67	208	47	65	123	181	168	233	196	175	239	77	85	125	85	69	67	61	81	49	2681
Total:	1156	409	1274	685	1627	1255	1621	1020	1082	1187	1323	1274	1178	1412	562	731	862	624	393	568	588	1106	1024	22961
STATE SENATOR - SENATORIAL DISTRICT 1																								
John W. Fonfara				512				850	845	971	1052	1054	935	1160	479	598	684	510	289		485			10424
Gilberto Concepcion				20				32	51	42	30	36	30	32	24	27	37	26	11		47			445
S.Michael DeRosa				110				87	109	94	98	131	159	105	11	69	71	56	38		53			1191
Total:				642				969	1005	1107	1180	1221	1124	1297	514	694	792	592	338		585			12060

CITY OF HARTFORD - REGISTRARS OF VOTERS

State - General

November 02, 2004

CITY OF HARTFORD
REGISTRARS OF VOTERS
550 MAIN ST.
HARTFORD, CT 06103

OFFICIAL

Voting Districts	1	2	3	4	5	6	7	8	9	10	11	12	13	14	15	16	17	18	19	20	21	22	23	TOTALS		
STATE SENATOR - SENATORIAL DISTRICT 2																										
Eric D. Coleman	1117	338	999		1370	1209	1536														718	1025	975	9287		
Maria Torres	25	13	71		95	25	44														57	55	29	414		
Total:	1142	351	1070		1465	1234	1580														775	1080	1004	9701		
STATE REPRESENTATIVE - ASSEMBLY DISTRICT 1																										
Kenneth P. Green	1103	333	1034	587																				3057		
Total:	1103	333	1034	587																				3057		
STATE REPRESENTATIVE - ASSEMBLY DISTRICT 3																										
Minnie Gonzalez								922	949	1024															2895	
Joseph Clifford Barber								31	88	43															162	
Total:								953	1037	1067															3057	
STATE REPRESENTATIVE - ASSEMBLY DISTRICT 4																										
Evelyn C. Mantilla														465	642	747	536								2390	
Bob Iacomacci														91	91	131	82								395	
Total:														556	733	878	618								2785	
STATE REPRESENTATIVE - ASSEMBLY DISTRICT 5																										
Marie Lopez Kirkley-Bey																					299	739	530	1034	968	3570
Richard Lion																					21	34	6	18	16	95
Total:																					320	773	536	1052	984	3665

CITY OF HARTFORD - REGISTRARS OF VOTERS

State - General
November 02, 2004

CITY OF HARTFORD
REGISTRARS OF VOTERS
550 MAIN ST.
HARTFORD, CT 06103
OFFICIAL

Voting Districts	1	2	3	4	5	6	7	8	9	10	11	12	13	14	15	16	17	18	19	20	21	22	23	TOTALS	
STATE REPRESENTATIVE - ASSEMBLY DISTRICT 6																									
Art J. Feltman											990	1034	942	1111											4077
Michael R. McKeon											254	198	180	257											889
Kevin L. Lamkins											24	24	33	29											110
Total:											1268	1256	1155	1397											5076
STATE REPRESENTATIVE - ASSEMBLY DISTRICT 7																									
Douglas McCrory					1397	1210	1603																		4210
Total:					1397	1210	1603																		4210
REGISTRAR OF VOTERS																									
Shirley A. Surgeon	1087	200	987	560	1331	1195	1506	833	824	941	923	968	902	1068	444	591	690	509	268	708	508	1002	939	18984	
Joseph W. DeLorenzo	50	80	191	88	202	45	66	134	194	168	311	242	226	311	97	108	139	88	102	43	50	69	38	3042	
Total:	1137	280	1178	648	1533	1240	1572	967	1018	1109	1234	1210	1128	1379	541	699	829	597	370	751	558	1071	977	22026	