

**State of Connecticut  
Secretary of the State**

---

## **Statement of Vote**

General Election  
November 5, 2024

---

Tabulated from Returns as Recorded by the Moderators and  
Filed with the Office of the Secretary of the State

Printed in Compliance with Statute

Hartford, Connecticut

**Constitutional Amendment Question**  
**Shall the Constitution of the state be amended to permit the General Assembly**  
**to provide for early voting?**

<b>Town Name</b>	<b>YES</b>	<b>NO</b>
Andover	1,047	945
Ansonia	3,026	2,945
Ashford	1,173	1,002
Avon	6,176	3,822
Barkhamsted	960	1,033
Beacon Falls	1,438	1,601
Berlin	4,792	5,244
Bethany	1,786	1,628
Bethel	4,923	3,416
Bethlehem	852	1,075
Bloomfield	7,285	2,286
Bolton	1,496	1,213
Bozrah	587	715
Branford	8,590	5,546
Bridgeport	14,240	7,509
Bridgewater	483	439
Bristol	11,943	12,166
Brookfield	4,850	4,140
Brooklyn	2,072	2,211
Burlington	2,588	2,546
Canaan	416	168
Canterbury	979	1,453
Canton	3,468	2,382
Chaplin	458	484
Cheshire	8,733	6,600
Chester	1,529	941
Clinton	3,974	2,751
Colchester	4,082	3,059
Colebrook	346	388
Columbia	1,347	1,151
Cornwall	572	252
Coventry	3,421	3,114
Cromwell	4,128	2,958
Danbury	16,153	11,615
Darien	6,539	4,332
Deep River	1,504	1,000
Derby	2,237	2,181
Durham	2,287	2,027
East Granby	1,411	1,164

**Constitutional Amendment Question**  
**Shall the Constitution of the state be amended to permit the General Assembly**  
**to provide for early voting?**

<b>Town Name</b>	<b>YES</b>	<b>NO</b>
East Haddam	2,458	2,224
East Hampton	3,698	3,490
East Hartford	9,332	4,936
East Haven	4,736	4,986
East Lyme	6,050	4,021
East Windsor	2,683	2,286
Eastford	413	432
Easton	2,380	1,620
Ellington	4,910	3,826
Enfield	9,050	8,445
Essex	2,412	1,360
Fairfield	18,265	10,268
Farmington	8,268	5,110
Franklin	477	510
Glastonbury	11,830	8,302
Goshen	847	910
Granby	3,746	2,671
Greenwich	16,853	11,673
Griswold	2,299	3,034
Groton	8,712	5,667
Guilford	8,203	4,086
Haddam	2,498	2,718
Hamden	16,720	7,112
Hampton	472	487
Hartford	12,861	3,600
Hartland	435	624
Harwinton	1,291	1,911
Hebron	3,078	2,517
Kent	990	506
Killingly	3,124	4,040
Killingworth	1,889	1,593
Lebanon	1,820	2,074
Ledyard	4,231	3,223
Lisbon	1,044	1,147
Litchfield	2,571	2,572
Lyme	808	468
Madison	6,357	3,551
Manchester	14,527	7,577
Mansfield	6,336	2,059

**Constitutional Amendment Question**  
**Shall the Constitution of the state be amended to permit the General Assembly**  
**to provide for early voting?**

<b>Town Name</b>	<b>YES</b>	<b>NO</b>
Marlborough	1,870	1,532
Meriden	10,050	7,672
Middlebury	2,031	2,279
Middlefield	1,194	1,090
Middletown	12,880	7,298
Milford	13,951	10,863
Monroe	5,049	4,420
Montville	3,856	3,970
Morris	553	721
Naugatuck	5,305	5,602
New Britain	9,461	6,149
New Canaan	6,477	4,473
New Fairfield	3,503	2,610
New Hartford	1,866	2,082
New Haven	23,184	5,444
New London	4,335	1,694
New Milford	6,433	6,275
Newington	8,408	6,127
Newtown	9,141	6,662
Norfolk	528	297
North Branford	3,218	3,861
North Canaan	701	557
North Haven	6,426	6,375
North Stonington	1,350	1,441
Norwalk	21,063	11,418
Norwich	7,362	5,661
Old Lyme	2,557	1,759
Old Saybrook	3,589	2,399
Orange	3,991	3,491
Oxford	2,891	4,134
Plainfield	2,808	3,584
Plainville	4,223	3,932
Plymouth	2,369	3,468
Pomfret	1,092	844
Portland	2,728	2,207
Preston	1,104	1,278
Prospect	2,076	3,152
Putnam	1,821	1,917
Redding	3,557	1,829

**Constitutional Amendment Question**  
**Shall the Constitution of the state be amended to permit the General Assembly**  
**to provide for early voting?**

<b>Town Name</b>	<b>Yes</b>	<b>No</b>
Ridgefield	8,597	4,783
Rocky Hill	5,158	4,188
Roxbury	741	509
Salem	1,141	1,081
Salisbury	2,015	575
Scotland	328	449
Seymour	3,368	3,929
Sharon	865	368
Shelton	9,479	9,908
Sherman	1,095	879
Simsbury	9,183	4,896
Somers	2,339	2,932
South Windsor	7,875	5,671
Southbury	6,294	5,715
Southington	12,343	12,895
Sprague	506	578
Stafford	2,640	3,077
Stamford	30,298	17,439
Sterling	593	1,159
Stonington	6,545	4,258
Stratford	12,290	10,022
Suffield	3,634	3,631
Thomaston	1,550	2,356
Thompson	1,682	2,331
Tolland	4,929	3,927
Torrington	4,704	5,874
Trumbull	11,244	8,830
Union	196	251
Vernon	7,649	5,268
Voluntown	475	807
Wallingford	12,394	10,899
Warren	440	428
Washington	1,238	623
Waterbury	13,668	9,789
Waterford	5,775	4,459
Watertown	4,470	6,145
West Hartford	21,997	7,984
West Haven	6,157	4,607
Westbrook	1,729	1,822

**Constitutional Amendment Question**  
**Shall the Constitution of the state be amended to permit the General Assembly**  
**to provide for early voting?**

<b>Town Name</b>	<b>YES</b>	<b>NO</b>
Weston	3,774	1,561
Westport	9,736	3,694
Wethersfield	8,103	6,013
Willington	1,315	1,204
Wilton	6,111	3,223
Winchester	2,206	2,349
Windham	3,781	2,254
Windsor	8,894	3,986
Windsor Locks	3,232	2,855
Wolcott	3,134	4,693
Woodbridge	2,924	1,368
Woodbury	2,668	2,548
Woodstock	2,085	1,899
<b>TOTAL</b>	<b>843,153</b>	<b>610,694</b>

**\*Same-Day Registration (SDR), Turnout, Absentee & Early Voting Ballot Statistics**

Town	Names on Official Check List (Active) as Having Voted	Number Checked	Percentage Checked as Having Voted	Number of Absentee		Number of Absentee Ballots Rejected	Number of Absentee Ballots Voted	Number of Early Ballots Received	Number of Early Ballots Rejected	Number of Early Ballots Voted	Number of SDR Received	Number of SDR Rejected	Number of SDR Voted
				Ballots Received from Town Clerk	Ballots								
Andover	2,399	2,118	88.29%	62	0	62	870	3	867	68	1	67	
Ansonia	11,634	8,503	73.09%	353	13	340	2,765	4	2,761	555	0	555	
Ashford	3,038	2,559	84.23%	102	1	101	1,067	0	1,067	109	0	109	
Avon	14,127	11,808	83.58%	998	11	987	5,527	2	5,525	218	0	218	
Barkhamsted	2,960	2,410	81.42%	142	5	137	1,110	0	1,110	38	0	38	
Beacon Falls	4,594	3,845	83.70%	194	6	188	1,358	0	1,358	89	0	89	
Berlin	16,096	12,623	78.42%	891	21	870	4,656	10	4,646	212	0	212	
Bethany	4,157	3,604	86.70%	158	4	154	1,846	1	1,845	72	0	72	
Bethel	13,759	11,116	80.79%	630	3	627	5,518	2	5,516	177	1	176	
Bethlehem	2,744	2,387	86.99%	102	1	101	1,180	0	1,180	61	0	61	
Bloomfield	16,438	12,458	75.79%	1,198	77	1,121	6,503	106	6,397	335	10	325	
Bolton	3,802	3,199	84.14%	150	2	148	1,477	3	1,474	48	2	46	
Bozrah	1,942	1,613	83.06%	120	1	119	504	0	504	34	0	34	
Branford	21,022	17,790	84.63%	1,329	15	1,314	8,397	2	8,395	447	0	447	
Bridgeport	73,104	38,093	52.11%	2,378	76	2,302	10,639	47	10,592	1,188	0	1,188	
Bridgewater	1,415	1,206	85.23%	99	12	87	606	26	580	22	0	22	
Bristol	37,887	29,038	76.64%	1,658	21	1,637	8,728	0	8,728	1,044	41	1,003	
Brookfield	13,423	10,771	80.24%	847	6	841	5,552	0	5,552	258	0	258	
Brooklyn	5,641	4,424	78.43%	264	2	262	1,836	1	1,835	177	0	177	
Burlington	7,393	6,415	86.77%	330	7	323	3,798	2	3,796	88	0	88	
Canaan	754	661	87.67%	44	0	44	303	0	303	19	0	19	
Canterbury	4,013	3,128	77.95%	83	1	82	1,403	1	1,402	123	1	122	
Canton	8,241	6,776	82.22%	516	5	511	3,574	3	3,571	103	0	103	
Chaplin	1,561	1,264	80.97%	37	2	35	416	0	416	28	0	28	
Cheshire	20,206	17,498	86.60%	1,374	0	1,374	7,271	0	7,271	259	0	259	
Chester	2,959	2,624	88.68%	215	4	211	1,370	1	1,369	50	0	50	
Clinton	10,289	8,629	83.87%	526	3	523	5,055	11	5,044	234	3	231	
Colchester	12,109	9,643	79.63%	549	5	544	4,809	0	4,809	194	0	194	
Colebrook	1,100	981	89.18%	36	3	33	363	0	363	32	0	32	
Columbia	4,243	3,563	83.97%	166	5	161	1,820	2	1,818	65	0	65	
Comwall	1,163	1,052	90.46%	101	2	99	531	0	531	15	0	15	
Coventry	9,189	7,647	83.22%	289	2	287	3,433	1	3,432	103	3	100	
Cromwell	11,551	9,353	80.97%	536	21	515	3,780	8	3,772	203	1	202	

**\*Same-Day Registration (SDR), Turnout, Absentee & Early Voting Ballot Statistics**

Town	Names on Official Check List (Active) as Having Voted	Number Checked	Percentage Checked as Having Voted	Number of Absentee		Number of Ballots Received from Town Clerk	Number of Absentee Ballots Rejected	Number of Absentee Ballots Voted	Number of Early Ballots Received	Number of Early Ballots Rejected	Number of Early Ballots Voted	Number of SDR Received	Number of SDR Rejected	Number of SDR Voted
				Received	Ballots Rejected									
Danbury	45,766	31,188	68.15%	1,959	61	1,898	8,932	6	8,926	657	5	652		
Darien	15,717	12,674	80.64%	1,209	6	1,203	6,907	9	6,898	144	0	144		
Deep River	3,411	2,911	85.34%	165	1	164	1,395	22	1,373	59	0	59		
Derby	6,997	5,381	76.90%	368	3	365	1,509	1	1,508	190	1	189		
Durham	5,647	4,823	85.41%	332	2	330	1,887	25	1,862	108	0	108		
East Granby	3,815	3,249	85.16%	140	0	140	1,567	0	1,567	37	0	37		
East Haddam	7,019	5,856	83.43%	277	0	277	2,713	4	2,709	144	2	142		
East Hampton	9,272	8,311	89.64%	468	2	466	4,138	11	4,127	250	2	248		
East Hartford	36,318	18,456	50.82%	945	52	893	5,355	246	5,109	809	60	749		
East Haven	17,961	14,385	80.09%	957	0	957	4,852	0	4,852	592	0	592		
East Lyme	14,116	11,991	84.95%	893	18	875	6,159	2	6,157	273	0	273		
East Windsor	9,738	5,895	60.54%	388	1	387	2,922	2	2,920	181	2	179		
Eastford	1,250	1,073	85.84%	32	0	32	440	0	440	27	0	27		
Easton	5,863	4,965	84.68%	418	3	415	2,431	0	2,431	89	0	89		
Ellington	11,935	9,686	81.16%	492	7	485	4,822	8	4,814	241	0	241		
Enfield	26,997	20,630	76.42%	1,622	24	1,598	7,622	0	7,622	591	0	591		
Essex	5,567	4,586	82.38%	422	6	416	2,418	3	2,415	49	0	49		
Fairfield	41,844	35,380	84.55%	2,912	19	2,893	16,162	14	16,148	1,046	5	1,041		
Farmington	20,494	15,574	75.99%	1,415	28	1,387	7,411	26	7,385	332	4	328		
Franklin	1,452	1,235	85.06%	39	1	38	440	1	439	27	0	27		
Glastonbury	26,027	21,760	83.61%	1,572	21	1,551	10,211	0	10,211	433	0	433		
Goshen	2,425	2,131	87.88%	152	4	148	1,005	5	1,000	37	0	37		
Granby	8,690	7,458	85.82%	512	6	506	3,646	2	3,644	147	4	143		
Greenwich	41,586	34,972	84.10%	4,083	53	4,030	12,239	1	12,238	747	0	747		
Griswold	8,844	6,296	71.19%	209	2	207	2,926	7	2,919	271	0	271		
Groton	23,233	17,298	74.45%	1,420	0	1,420	6,472	0	6,472	773	11	762		
Guilford	17,035	14,684	86.20%	1,073	26	1,047	7,171	1	7,170	275	0	275		
Haddam	6,538	5,665	86.65%	330	3	327	2,499	0	2,499	103	0	103		
Hamden	36,384	28,457	78.21%	1,658	32	1,626	13,173	28	13,145	807	0	807		
Hampton	1,377	1,118	81.19%	47	1	46	408	0	408	29	0	29		
Hartford	64,831	29,053	44.81%	2,068	48	2,020	7,302	2	7,300	1,607	8	1,599		
Hartland	1,507	1,322	87.72%	60	0	60	554	2	552	31	0	31		
Harwinton	4,623	3,842	83.11%	211	1	210	1,739	0	1,739	82	0	82		



**\*Same-Day Registration (SDR), Turnout, Absentee & Early Voting Ballot Statistics**

Town	Names on Official Check List (Active) as Having Voted	Number Checked	Percentage Checked as Having Voted	Number of Absentee		Number of Early Ballots Received	Number of Early Ballots Rejected	Number of Early Ballots Voted	Number of SDR Received	Number of SDR Rejected	Number of SDR Voted	
				Ballots Received from Town Clerk	Ballots Rejected							
Hebron	7,693	6,333	82.32%	378	3	375	2,770	0	2,770	130	0	130
Kent	2,243	1,902	84.80%	199	3	196	943	3	940	20	0	20
Killingly	11,179	8,437	75.47%	399	3	396	2,978	1	2,977	317	4	313
Killingworth	5,034	4,435	88.10%	316	4	312	2,122	1	2,121	80	1	79
Lebanon	5,206	4,510	86.63%	159	2	157	1,956	1	1,955	70	0	70
Ledyard	10,160	8,454	83.21%	368	6	362	3,626	7	3,619	303	3	300
Lisbon	2,984	2,417	81.00%	71	0	71	1,023	0	1,023	98	0	98
Litchfield	6,315	5,432	86.02%	340	19	321	2,217	3	2,214	111	0	111
Lyme	1,880	1,678	89.26%	122	2	120	955	0	955	49	0	49
Madison	14,401	12,288	85.33%	1,127	27	1,100	7,401	6	7,395	100	0	100
Manchester	35,972	26,845	74.63%	1,293	33	1,260	10,834	11	10,823	1,012	6	1,006
Mansfield	14,236	9,393	65.98%	363	9	354	3,437	13	3,424	2,524	2	2,522
Marlborough	4,792	4,075	85.04%	274	2	272	1,854	0	1,854	62	0	62
Meriden	32,297	24,069	74.52%	1,603	11	1,592	7,444	11	7,433	930	1	929
Middlebury	6,839	5,209	76.17%	289	9	280	2,641	11	2,630	110	0	110
Middlefield	3,325	2,856	85.89%	142	6	136	1,421	4	1,417	65	4	61
Middletown	28,807	22,313	77.46%	1,382	27	1,355	8,184	5	8,179	862	0	862
Milford	39,524	32,067	81.13%	2,311	41	2,270	14,699	5	14,694	765	0	765
Monroe	13,731	11,620	84.63%	586	12	574	5,179	5	5,174	259	0	259
Montville	11,141	8,988	80.67%	489	10	479	3,641	5	3,636	434	3	431
Morris	1,851	1,502	81.15%	76	3	73	589	5	584	46	5	41
Naugatuck	18,851	14,249	75.59%	603	11	592	4,760	0	4,760	715	0	715
New Britain	32,987	22,416	67.95%	1,126	21	1,105	5,899	0	5,899	868	0	868
New Canaan	14,546	12,148	83.51%	1,356	20	1,336	5,513	0	5,513	121	2	119
New Fairfield	9,849	8,366	84.94%	749	3	746	4,039	0	4,039	289	1	288
New Hartford	5,159	4,570	88.58%	247	5	242	2,015	0	2,015	104	0	104
New Haven	60,203	38,138	63.35%	2,012	41	1,971	8,022	0	8,022	2,058	0	2,058
New London	16,285	9,036	55.49%	439	12	427	3,310	0	3,310	632	5	627
New Milford	19,083	15,996	83.82%	786	5	781	6,966	10	6,956	745	4	741
Newington	22,208	17,132	77.14%	1,084	41	1,043	6,200	20	6,180	532	0	532
Newtown	20,161	17,631	87.45%	1,422	27	1,395	8,802	52	8,750	409	1	408
Norfolk	1,169	1,024	87.60%	60	3	57	424	6	418	22	0	22
North Branford	10,080	8,535	84.67%	389	3	386	3,860	52	3,808	218	8	210

**\*Same-Day Registration (SDR), Turnout, Absentee & Early Voting Ballot Statistics**

Town	Names on Official Check List (Active) as Having Voted	Number Checked	Percentage Checked as Having Voted	Number of Absentee		Number of Early Ballots Received	Number of Early Ballots Rejected	Number of Early Ballots Voted	Number of SDR Received	Number of SDR Rejected	Number of SDR Voted	
				Ballots Received from Town Clerk	Ballots Absentee Rejected							
North Canaan	2,125	1,715	80.71%	136	6	130	601	6	595	30	1	29
North Haven	17,722	15,078	85.08%	766	15	751	5,407	3	5,404	419	10	409
North Stonington	3,905	3,427	87.76%	172	1	171	1,469	106	1,363	83	0	83
Norwalk	58,757	42,844	72.92%	2,859	78	2,781	17,499	29	17,470	1,233	16	1,217
Norwich	21,547	15,159	70.35%	777	0	777	5,359	0	5,359	777	0	777
Old Lyme	6,321	5,357	84.75%	494	9	485	2,871	2	2,869	132	0	132
Old Saybrook	8,912	7,291	81.81%	704	14	690	3,592	0	3,592	133	1	132
Orange	11,075	8,979	81.07%	784	0	784	4,404	0	4,404	151	0	151
Oxford	9,929	8,685	87.47%	432	11	421	3,597	1	3,596	224	0	224
Plainfield	10,903	7,287	66.83%	259	0	259	2,454	0	2,454	326	0	326
Plainville	13,013	9,642	74.10%	436	17	419	2,762	47	2,715	307	6	301
Plymouth	8,064	6,562	81.37%	279	2	277	2,980	0	2,980	203	0	203
Pomfret	3,121	2,516	80.62%	134	6	128	1,016	1	1,015	67	0	67
Portland	7,058	6,093	86.33%	466	4	462	2,730	4	2,726	211	0	211
Preston	3,376	2,863	84.80%	115	0	115	1,260	0	1,260	64	0	64
Prospect	7,081	6,049	85.43%	292	4	288	2,399	7	2,392	138	3	135
Putnam	6,323	4,487	70.96%	158	6	152	2,066	0	2,066	182	0	182
Redding	6,683	5,785	86.56%	614	4	610	3,122	2	3,120	142	3	139
Ridgefield	18,933	15,736	83.11%	1,795	65	1,730	6,698	0	6,698	259	0	259
Rocky Hill	13,654	10,595	77.60%	834	14	820	4,166	6	4,160	299	0	299
Roxbury	1,823	1,551	85.08%	142	1	141	756	0	756	33	0	33
Salem	3,207	2,700	84.19%	139	3	136	1,268	4	1,264	67	1	66
Salisbury	3,062	2,561	83.64%	266	30	236	1,580	9	1,571	50	1	49
Scotland	1,251	962	76.90%	26	0	26	289	0	289	26	0	26
Seymour	11,745	9,198	78.31%	422	2	420	2,990	0	2,990	270	0	270
Sharon	1,863	1,578	84.70%	137	6	131	935	0	935	44	0	44
Shelton	30,230	23,987	79.35%	1,842	39	1,803	7,882	11	7,871	699	3	696
Sherman	2,698	2,298	85.17%	167	0	167	1,171	0	1,171	46	0	46
Simsbury	19,707	16,193	82.17%	1,327	15	1,312	8,246	0	8,246	246	0	246
Somers	6,637	5,865	88.37%	314	2	312	3,294	11	3,283	163	1	162
South Windsor	17,483	14,860	85.00%	1,206	11	1,195	6,113	0	6,113	304	0	304
Southbury	15,678	12,946	82.57%	1,351	9	1,342	6,852	0	6,852	250	1	249
Southington	32,809	26,668	81.28%	1,656	16	1,640	8,916	0	8,916	553	0	553

**\*Same-Day Registration (SDR), Turnout, Absentee & Early Voting Ballot Statistics**

Town	Names on Official Check List (Active) as Having Voted	Number Checked	Percentage Checked as Having Voted	Number of Absentee		Number of			Number of			Number of		
				Ballots Received from Town Clerk	Absentee Ballots Rejected	Absentee Ballots Voted	Number of Early Ballots Received	Number of Early Ballots Rejected	Number of Early Ballots Voted	Number of SDR Received	Number of SDR Rejected	Number of SDR Voted		
Sprague	2,064	1,540	74.61%	61	0	61	439	0	439	61	0	61		
Stafford	7,965	6,577	82.57%	279	10	269	2,614	0	2,614	197	0	197		
Stamford	78,025	57,699	73.95%	5,008	77	4,931	16,364	22	16,342	1,293	1	1,292		
Sterling	2,546	2,030	79.73%	41	0	41	813	0	813	89	0	89		
Stonington	14,682	12,051	82.08%	1,032	12	1,020	5,345	0	5,345	268	0	268		
Stratford	36,145	27,261	75.42%	1,477	19	1,458	11,723	0	11,723	758	0	758		
Suffield	10,436	8,749	83.83%	601	3	598	3,980	3	3,977	182	1	181		
Thomaston	5,407	4,497	83.17%	205	0	205	2,110	7	2,103	141	0	141		
Thompson	6,726	5,245	77.98%	199	3	196	1,905	0	1,905	104	0	104		
Tolland	11,259	9,339	82.95%	532	5	527	5,167	0	5,167	246	3	243		
Torrington	22,018	16,127	73.24%	1,074	0	1,074	5,703	0	5,703	431	0	431		
Trumbull	27,077	21,903	80.89%	1,652	66	1,586	10,574	0	10,574	449	0	449		
Union	671	569	84.80%	24	0	24	232	0	232	9	0	9		
Vernon	19,259	15,129	78.56%	767	6	761	6,462	5	6,457	516	2	514		
Voluntown	1,841	1,547	84.03%	62	0	62	632	0	632	57	0	57		
Wallingford	30,053	25,103	83.53%	1,699	13	1,686	7,852	0	7,852	643	0	643		
Warren	1,132	972	85.87%	58	0	58	412	0	412	11	0	11		
Washington	2,695	2,269	84.19%	226	3	223	1,004	0	1,004	64	0	64		
Waterbury	57,722	34,020	58.94%	1,745	49	1,696	7,298	7	7,291	1,176	1	1,175		
Waterford	14,980	12,262	81.86%	964	7	957	5,018	2	5,016	284	0	284		
Watertown	15,365	12,731	82.86%	686	5	681	4,701	12	4,689	382	0	382		
West Hartford	43,492	35,963	82.69%	2,952	32	2,920	16,820	19	16,801	925	5	920		
West Haven	28,048	20,832	74.27%	1,138	16	1,122	7,423	25	7,398	611	0	611		
Westbrook	5,088	4,247	83.47%	329	4	325	2,285	1	2,284	77	0	77		
Weston	7,604	6,300	82.85%	623	12	611	3,101	1	3,100	131	1	130		
Westport	20,151	16,826	83.50%	1,737	29	1,708	8,061	1	8,060	274	0	274		
Wethersfield	19,444	15,876	81.65%	907	13	894	7,060	1	7,059	422	1	421		
Willington	3,814	3,181	83.40%	120	3	117	1,458	2	1,456	169	0	169		
Wilton	13,314	11,119	83.51%	1,126	12	1,114	5,963	4	5,959	242	0	242		
Winchester	7,215	5,410	74.98%	321	7	314	2,110	0	2,110	152	0	152		
Windham	11,853	8,147	68.73%	430	10	420	2,804	9	2,795	546	0	546		
Windsor	22,757	16,945	74.46%	1,020	26	994	7,620	1	7,619	409	6	403		
Windsor Locks	9,434	6,794	72.02%	426	6	420	2,684	20	2,664	258	0	258		

**\*Same-Day Registration (SDR), Turnout, Absentee & Early Voting Ballot Statistics**

Town	Names on Official Check List (Active) as	Number Checked Having Voted	Percentage Checked as Having Voted	Number of Absentee Ballots Received from Town Clerk	Number of Absentee Ballots Rejected	Number of Absentee Ballots Voted	Number of Early Ballots Received	Number of Early Ballots Rejected	Number of Early Ballots Voted	Number of SDR Received	Number of SDR Rejected	Number of SDR Voted
Wolcott	11,868	9,719	81.89%	426	8	418	2,781	5	2,776	106	0	106
Woodbridge	6,482	5,485	84.62%	466	10	456	3,070	0	3,070	131	1	130
Woodbury	7,415	6,527	88.02%	404	4	400	3,699	3	3,696	146	1	145
Woodstock	6,380	5,278	82.73%	219	8	211	2,926	2	2,924	133	0	133
	2,348,545	1,788,954	76.17%	120,422	2,060	118,362	720,173	1,302	718,871	53,140	287	52,853

\*The statistics table appearing online includes early voting statistics, which were inadvertently omitted from the print version.

STATE OF CONNECTICUT

OFFICE OF THE SECRETARY OF THE STATE

We, the undersigned, having canvassed the Returns of the Presiding Officers of the Electors' Meetings in the several towns of this State, hereby declare the following named persons to be chosen and appointed  
ELECTORS OF PRESIDENT AND VICE PRESIDENT OF THE UNITED STATES:

David Kostek

Kevin Sullivan

Tiffani McGinnis


Geraldo Reyes

Mike Pohl

Dorothy Grady

Nick Balletto

Dated in Hartford, Connecticut  
this twenty-seventh day of November  
Two Thousand Twenty-Four



---

Stephanie Thomas  
Secretary of the State



---

Erick Russell  
Treasurer



---

Sean Scanlon  
Comptroller

STATE OF CONNECTICUT


OFFICE OF THE SECRETARY OF THE STATE

We, the undersigned, having canvassed the Returns of the Presiding Officers of the Electors' Meetings in the several towns of this State, hereby declare:

Christopher S. Murphy

Elected UNITED STATES SENATOR in the Senate of the United States  
For the term of six years from 12:00 noon on the 3<sup>rd</sup> day of January,  
Two Thousand Twenty-Five.

Dated in Hartford, Connecticut  
this twenty-seventh day of November  
Two Thousand Twenty-Four




---

Stephanie Thomas  
Secretary of the State



---

Erick Russell  
Treasurer



---

Sean Scanlon  
Comptroller


STATE OF CONNECTICUT

OFFICE OF THE SECRETARY OF THE STATE

We, the undersigned, having canvassed the Returns of the Presiding Officers of the Electors' Meetings in the towns comprising the several Congressional Districts of this State, hereby declare the following named persons elected REPRESENTATIVES in the ONE HUNDRED NINETEENTH CONGRESS of the United States for the term of two years from 12:00 noon on the 3rd day of January, Two Thousand Twenty-Five.

<u>Congressional District</u>	Name
1	John B. Larson
2	Joe Courtney
3	Rosa L. DeLauro
4	Jim Himes
5	Jahana Hayes

Dated in Hartford, Connecticut  
this twenty-seventh day of November  
Two Thousand Twenty-Four



---

Stephanie Thomas  
Secretary of the State



---

Erick Russell  
Treasurer



---


Sean Scanlon  
Comptroller

**STATE OF CONNECTICUT**  
**OFFICE OF THE SECRETARY OF THE STATE**

We, the undersigned, having canvassed the Returns of the Presiding Officers of the Electors' Meetings in the towns comprising the different Senatorial Districts of this State, hereby declare the following named persons elected STATE SENATORS for the term of two years from the Wednesday following the first Monday of January, Two Thousand Twenty-Five.


<u>Senatorial District</u>	<u>NAME</u>	<u>Senatorial District:</u>	<u>NAME</u>
1	John W. Fonfara	19	Catherine A. Osten
2	Douglas McCrory	20	Martha Marx
3	Saud Anwar	21	Kevin C. Kelly
4	MD Rahman	22	Sujata Gadkar-Wilcox
5	Derek Slap	23	Herron Gaston
6	Rick Lopes	24	Julie Kushner
7	John A. Kissel	25	Bob Duff
8	Paul Honig	26	Ceci Maher
9	Matthew Lesser	27	Pat Billie Miller
10	Gary Winfield	28	Tony Hwang
11	Martin M. Looney	29	Mae Flexer
12	Christine Cohen	30	Stephen G. Harding
13	Jan Hochadel	31	Henri Martin
14	James Maroney	32	Eric C. Berthe!
15	Joan V. Hartley	33	N01m Needleman
16	Rob Sampson	34	Paul Cicarella
17	Jorge Cabrera	35	Jeff Gordon
18	Heather Somers	36	Ryan Fazio

Dated in Hartford, Connecticut  
this twenty-seventh day of November  
Two Thousand Twenty-Four

  
\_\_\_\_\_  
Stephanie Thomas  
Secretary of the State



\_\_\_\_\_  
Erick Russell  
Treasurer



\_\_\_\_\_  
Sean Scanlon  
Comptroller



**STATE OF CONNECTICUT**  
**OFFICE OF THE SECRETARY OF THE STATE**


We, the undersigned, having canvassed the Returns of the Presiding Officers of the Electors' Meetings in the towns comprising the different Assembly Districts of this State, hereby declare the following named persons elected STATE REPRESENTATIVES for the term of two years from the Wednesday following the first Monday of January, Two Thousand Twenty-Five.

<u>Assembly District</u>	<u>NAME</u>	<u>Assembly District:</u>	<u>NAME</u>
1	Matthew Ritter	28	Amy M01rin Bello
2	Raghib Allie-Brennan	29	Kerry Szeps Wood
3	Minnie Gonzalez	30	Donna M. Veach
4	Julio A. Concepcion	31	Jill Barry
5	Maryam Khan	32	Christie M. Carpino
6	James "Jimmy" Sanchez	33	Brandon Chafee
7	Joshua M. Hall	34	Irene Haines
8	Timothy Ackert	35	Chris Aniskovich
9	Jason Rojas	36	Renee LaMark Muir
10	Henry J. Genga	37	Nick Menapace
11	Patrick Biggins	38	Nick Gauthier
12	Geoffrey Luxenberg	39	Anthony Nolan
13	Jason Doucette	40	Christine Conley
14	Tom Delnicki	41	Aundre Bumgardner
15	Bobby Gibson	42	Savet Constatine
16	Melissa Osborne	43	Greg Howard
17	Eleni Kavros DeGraw	44	Anne Dubay Dauphinais
18	Jillian Gilchrest	45	Brian L. Lanoue
19	Tammy Exum	46	Deren Wilson
20	Kate FaTar	47	Doug Dubitsky
21	Mike Demicco	48	Mark DeCaprio
22	Rebecca Martinez	49	Susan Johnson
23	Devin R. Camey	50	Pat Boyd
24	Emmanuel "Manny" Sanchez	51	Chris Stewart
25	Robert "Bobby" Sanchez	52	Kurt Vail
26	David DeFronzo	53	Tammy Nuccio
27	Gary Turco	54	Gregg Haddad

<u>Assembly District</u>	<u>NAME</u>	<u>Assembly District:</u>	<u>NAME</u>
55	Steve Weir	89	Lezlye Zupkus
56	Kevin Brown	90	Craig Fishbein
57	Jaime S. Foster	91	Laurie Sweet
58	John Santanella	92	Patricia A. Dillon
59	Carol Hall	93	Toni E. Walker
60	Jane Garibay	94	Steven B. Winter
61	Tami Zawistowski	95	Juan Candelaria
62	Mark W. Anderson	96	Roland J. Lemar
63	Jay M. Case	97	Alphonse Paolillo, Jr.
64	Maria Horn	98	Moira Radar
65	Joe Canino	99	Joe Zullo
66	Karen Reddington-Hughes	100	Kai Juanna Belton
67	William Buckbee	101	John-Michael Parker
68	Joe Polletta	102	RobinComey
69	Jason Buchsbaum	103	Liz Linehan
70	Seth Bronko	104	Kara Rochelle
71	William J. Pizzuto	105	Nicole Klarides-Ditria
72	Lany B. Butler	106	Mitch Bolinsky
73	Ronald A. Napoli, Jr.	107	Martin J. Foncello
74	Michael DiGiovancarlo	108	Patrick Callahan
75	Geraldo C. Reyes, Jr.	109	Farley A. Santos
76	John Piscopo	110	Bob Godfrey
77	Cara C. Pavalock-D'Amato	111	Aimee Berger-Girvalo
78	Joe Hoxha	112	Tony Scott
79	Mary B. Foltier	113	Jason Perillo
80	Gale Mastrofrancesco	114	Mary Welander
81	Chris Poules	115	William J. Heffernan, III
82	Michael D. Quinn	116	Trenee McGree
83	Jack Fazzino	117	MJ Shannon
84	Hilda E. Santiago	118	Frank Smith
85	Mary M. Mushinsky	119	Kathy Kennedy
86	Vincent J. Candelora	120	Kaitlyn Shake
87	David W. Yaccarino	121	Joseph P. Gresko
88	Joshua Elliott	122	BenMcGorty

<u>Assemblx District</u>	<u>NAME</u>	<u>Assemblx District:</u>	<u>NAME</u>
123	David J. Rutigliano	138	Kenneth M. Gucker
124	Andre Baker, Jr.	139	Kevin Ryan
125	TomO'Dea	140	Travis Simms
126	Fred Gee, Jr.	141	Tracy Marra
127	Marcus A. Brown	142	Lucy Dathan
128	Christopher Rosario	143	Dominique Johnson
129	Steve Stafstrom	144	Hubeli Delany
130	Antonio D. Felipe	145	Corey P. Paris
131	Arnold Jensen	146	Eilish Collins Main
132	Jennifer Leeper	147	Matt Blumenthal
133	Cristin McCarthy Vahey	148	Jonathan Jacobson
134	Sarah Keitt	149	Tina Courpas
135	Anne Hughes	150	Steve Meskers
136	Jonathan Steinberg	151	Hector Arzeno
137	Kadeem Robelis		

Dated in Hartford, Connecticut  
 • this twenty-seventh day of November  
 Two Thousand Twenty-Four




---

Stephanie Thomas  
 Secretary of the State




---

Erick Russell  
 Treasurer




---


Sean Scanlon  
 Comptroller

**STATE OF CONNECTICUT**  
**OFFICE OF THE SECRETARY OF THE STATE**

We, the undersigned, having canvassed the Returns of the Presiding Officers of Electors' Meeting in the several towns of this State, hereby declare that a majority of the electors present and voting on the following proposed AMENDMENT TO THE CONSTITUTION OF THE STATE OF CONNECTICUT approved the same; and that such proposed amendment is therefore valid to all intents and purposes as part of the CONSTITUTION OF THE STATE OF CONNECTICUT, in accordance with Article Twelfth of the Amendments thereto:

1. Shall the Constitution of the state be amended to permit the General Assembly to allow each voter to vote by absentee ballot?

Dated in Hartford, Connecticut  
this twenty-seventh day of November  
Two Thousand Twenty-Four



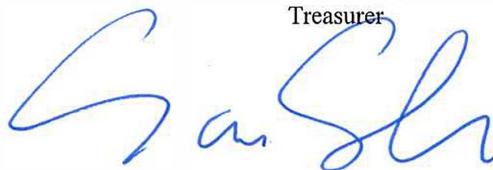
---

Stephanie Thomas  
Secretary of the State



---

Erick Russell  
Treasurer



---

Sean Scanlon  
Comptroller