

City of Hartford
Connecticut

Historical Election Results

2001- 2015

Compiled from Official Election Documents

CITY OF HARTFORD - Official Candidate Votes by District

State (Federal) Election

November 04, 2008

Voting Districts	1	2	3	4	5	6	7	8	9	10	11	12	13	14	15	16	17	18	19	20	21	22	23	TOTALS
REGISTRAR OF VOTERS																								
Salvatore A. Bramante	39	91	196	59	173	40	41	100	115	102	222	155	145	225	55	63	125	49	151	48	56	38	27	2315
Olga Iris Vazquez	962	276	781	489	1412	1332	1347	915	1163	1316	994	1241	1008	1113	532	758	925	614	363	782	608	1283	1058	21272
Urania Petit	178	32	218	148	300	107	340	54	76	41	107	88	125	106	39	83	125	38	31	68	28	93	116	2541
Total:	1179	399	1195	696	1885	1479	1728	1069	1354	1459	1323	1484	1278	1444	626	904	1175	701	545	898	692	1414	1201	26128
QUESTION 1:																								
Shall there be a Constitutional Convention to amend or revise the Constitution of the State?																								
Question 1: - YES	469	170	342	233	767	735	681	409	532	613	534	656	600	689	293	398	585	345	182	411	321	649	497	11111
Question 1: - NO	488	258	151	501	934	605	847	564	661	667	788	821	660	725	284	489	587	304	415	364	254	557	585	12509
Total:	957	428	493	734	1701	1340	1528	973	1193	1280	1322	1477	1260	1414	577	887	1172	649	597	775	575	1206	1082	23620
QUESTION 2:																								
Shall the Constitution of the State be amended to permit any person who will have attained the age of eighteen years on or before the day of a regular election to vote in the primary for such regular election?																								
Question 2: - YES	703	304	929	484	1296	1082	1097	666	777	855	867	943	886	500	423	662	922	494	429	616	403	917	812	17067
Question 2: - NO	225	118	310	222	392	247	413	302	392	398	413	509	365	870	132	174	245	126	167	159	161	235	257	6832
Total:	928	422	1239	706	1688	1329	1510	968	1169	1253	1280	1452	1251	1370	555	836	1167	620	596	775	564	1152	1069	23899
QUESTION 3:																								
Shall there be an ordinance amending the annual salary of members of the Court of Common Council to (\$26,650) effective January 1, 2012?																								
Question 3: - YES	428	200	594	303	880	721	657	734	582	620	554	557	558	565	276	446	592	334	275	382	269	595	481	11603
Question 3: - NO	420	192	520	342	691	527	730	477	573	545	623	802	621	710	241	361	473	262	252	332	240	490	473	10897
Total:	848	392	1114	645	1571	1248	1387	1211	1155	1165	1177	1359	1179	1275	517	807	1065	596	527	714	509	1085	954	22500

FEDERAL - GENERAL ELECTION
NOVEMBER 4, 2008
ABSENTEE BALLOT DATA

DISTRICT	LIVILIAN BALLOTS ISSUED	LIVILIAN BALLOTS RETURNED	ARMED FORCES BALLOTS ISSUED	ARMED FORCES BALLOTS RETURNED								
1	56	52	10	9								
2	40	37	7	7								
3	191	154	24	21								
4	44	40	1	1								
5	272	220	25	21								
6	133	118	5	3								
7	155	124	16	11								
8	73	58	7	4								
9	95	82	4	2								
10	93	84	1	1								
11	206	182	8	6								
12	68	63	3	3								
13	43	40	4	4								
14	142	132	2	2								
15	18	18	4	4								
16	30	26	4	3								
17	87	75	10	7								
18	49	42	1	1								
19	47	44	7	3								
20	37	36	9	8								
21	78	68	2	0								
22	72	60	3	3								
23	112	103	7	7								
TOTALS:	2141	1858	164	131								

1998

CITY OF HARTFORD - REGISTRARS OF VOTERS

State (Federal) Election
November 04, 2008

Voting District(s)	Beginning Totals	Additions/ Deletions	NewTotal	Number Voting	Not Voting	Percent Voted
001	2060	40	2100	1545	555	73.57%
002	634	7	641	484	157	75.51%
003	1962	17	1979	1468	511	74.18%
004	1150	27	1177	878	299	74.60%
005	3295	98	3393	2362	1031	69.61%
006	3004	78	3082	2111	971	68.49%
007	2943	45	2988	2301	687	77.01%
008	2178	75	2253	1414	839	62.76%
009	2761	95	2856	1651	1205	57.81%
010	2894	74	2968	1835	1133	61.83%
011	2250	19	2269	1685	584	74.26%
012	2672	56	2728	1896	832	69.50%
013	2405	33	2438	1618	820	66.37%
014	2622	51	2673	1833	840	68.57%
015	1427	33	1460	831	629	56.92%
016	2045	68	2113	1254	859	59.35%
017	2754	89	2843	1553	1290	54.63%
018	1491	66	1557	951	606	61.08%
019	785	12	797	658	139	82.56%
020	1793	27	1820	1194	626	65.60%
021	1555	46	1601	905	696	56.53%
022	2835	72	2907	1891	1016	65.05%
023	2084	69	2153	1679	474	77.98%
Total:	49599	1197	50796	33997	16799	66.93%

November 04, 2008

Head Moderator's Return
Amendment & StatisticsReport of Absentee BallotsNumber Received from Town ClerkAbsentee
(Including Civilian,
Postage-Free Armed
Forces, etc.)

1,878

Presidential
(Including Civilian,
Postage-Free Armed
Forces, etc.)

1,354

Overseas

114

=

3,460

Number Rejected

40

Number Counted

3,420

Report of Provisional Ballots

Total Provisional Ballots Issued Townwide

81

Official Check List Report

Total Number of Names on Official Check List

50,796

(Names on the ACTIVE registry list and names restored to the ACTIVE list on election day; also overseas ballot applicants)

Total Number of Names Checked as Having Voted

35,351

(Total of the name-by-name count of ALL names checked on the official check list as having voted by machine, by absentee ballot, and by overseas ballot -- including names checked at the absentee ballot central counting location, if any.)

Total Votes for Governor/President

ALL Candidates



34,592



This Number Should be less than or Equal to This Number

List of Votes Certified By

Sign Here

Signature of Head Moderator -- Presiding Officer

Print Head Moderator's Name

Head Moderator's Home Tel#

Head Moderator's Work Tel#

(860)778-9983

Notice to Head Moderator

1. Preliminary Report: Head Moderator or Registrar of Voters is requested to FAX ALL RETURN FORMS to (860) 509-6127 (alternates: 509-6230, 509-6131) as soon as possible after polls close. This Fax report does not replace the required official filing (see below).

2. MANDATORY OFFICIAL FILING: Head Moderator must make a duplicate set of all returns and sign both sets. Head Moderator must seal and deliver one complete signed set of these returns immediately by hand to the Secretary of the State, Election Services Division, 2nd floor, 30 Trinity St., Hartford, not later than 6 PM, Nov 05, 2008 or to the State Police not later than 4PM Nov 05, 2008. Alternatively, if Head Moderator faxes the preliminary report, as described above, Head Moderator can send a complete signed set of returns by mail to Secretary of the State to be received by the Friday after the election. If late, the moderator must pay a late fee of \$50.

3. Head Moderator must deliver the other complete signed set of these returns to the Town Clerk on or before Nov 05, 2008.

Notes:

1. Enter total votes in the boxes directly below each candidate's name. If the candidate received no votes, enter 0 (zero). DO NOT enter anything in a box which does not have a candidate's name directly above it.
2. Write-in votes for a candidate appearing on the ballot should be added into the candidate's total votes as reported on this form.
- Write-in votes for Registered Write-in Candidates are reported on a separate form.

At the State Election in the town of Hartford legally warned and held on November 04, 2008, the following candidates received the number of votes annexed to their names respectively:

Presidential Electors For

Congressional District

1

Republican

Democratic

Independent

McCain

Obama

Nader

Palin

Biden

Gonzalez

2,686

31,741

165

Write-In

Write-In

Write-In

Baldwin

Calero

McKinney

Castle

Kennedy

Clemente

1

-0-

2

Write-In

Moore

Alexander

2

Representative in Congress

Congressional District

1

Republican

Democratic

Green

Joe Visconti

John B. Larson

Stephen E.D. Fournier

1,800

23,209

1,016

Working Families

Write-In

John B. Larson

Matthew Coleman

2,049

-0-

Notes:

1. Enter total votes in the boxes directly below each candidate's name. If the candidate received no votes, enter 0 (zero). DO NOT enter anything in a box which does not have a candidate's name directly above it.

2. Write-in votes for a candidate appearing on the ballot should be added into the candidate's total votes as reported on this form.

Write-in votes for Registered Write-In Candidates are reported on a separate form.

At the State Election in the town of Hartford legally warned and held on November 04, 2008, the following candidates received the number of votes annexed to their names respectively:

State Senator

1		
Senatorial District		
Republican	Democratic	Green
Barbara J. Ruhe	John W. Fonfara	S. Michael DeRosa
1,382	12,450	617

Working Families

John W. Fonfara

1,111

2		
Senatorial District		
Republican	Democratic	Working Families
Veronica Airey-Wilson	Eric D. Coleman	Eric D. Coleman
2,100	10,298	1,348

November 04, 2008

Notes:

1. Enter total votes in the boxes directly below each candidate's name. If the candidate received no votes, enter 0 (zero). DO NOT enter anything in a box which does not have a candidate's name directly above it.
2. Write-in votes for a candidate appearing on the ballot should be added into the candidate's total votes as reported on this form.
- Write-in votes for Registered Write-in Candidates are reported on a separate form.

At the State Election in the town of Hartford legally warned and held on November 04, 2008, the following candidates received the number of votes annexed to their names respectively:

Assembly District7

Democratic

Douglas McCrory

5,049

Registrar of Voters

Town0

Hartford

RepublicanDemocraticWorking Families

Salvatore A. BramanteOlga Iris VazquezUrania Petit


2,315

21,272

2,541

Sign Here

List of Votes Certified By



State Election

Hartford

Cong. District: 1

November 04, 2008

Head Moderator's Return
Amendment & Statistics**Report of Absentee Ballots****Number Received from Town Clerk**

Absentee (Including Civilian, Postage-Free Armed Forces, etc.)	Presidential (Including Civilian, Postage-Free Armed Forces, etc.)	Overseas	
1,878	1,354	114	1
			=
			3,460
			40
			3,420

Number Rejected

Number Counted

Report of Provisional Ballots

Total Provisional Ballots Issued Townwide 81

Official Check List Report

Total Number of Names on Official Check List 50,796

(Names on the ACTIVE registry list and names restored to the ACTIVE list on election day; also overseas ballot applicants)

Total Number of Names Checked as Having Voted 35,351

(Total of the name-by-name count of ALL names checked on the official check list as having voted by machine, by absentee ballot, and by overseas ballot – including names checked at the absentee ballot central counting location, if any.)

Total Votes for Governor/President

ALL Candidates

→ 34,592 ← This Number Should be less than or Equal to This Number

List of Votes Certified By**Sign Here**

Tony Mein

Signature of Head Moderator - - Presiding Officer

Head Moderator's Home Tel#

Tony Mein

Print Head Moderator's Name

Head Moderator's Work Tel#

(860) 778-9983**Notice to Head Moderator**

1. Preliminary Report: Head Moderator or Registrar of Voters is requested to FAX ALL RETURN FORMS to (860) 509-6127 (alternates: 509-6230, 509-6131) as soon as possible after polls close. This Fax report does not replace the required official filling (see below).
2. MANDATORY OFFICIAL FILING: Head Moderator must make a duplicate set of all returns and sign both sets. Head Moderator must seal and deliver one complete signed set of these returns immediately by hand to the Secretary of the State, Election Services Division, 2nd floor, 30 Trinity St., Hartford, not later than 6 PM, Nov 05, 2008 or to the State Police not later than 4PM Nov 05, 2008. Alternatively, if Head Moderator faxes the preliminary report, as described above, Head Moderator can send a complete signed set of returns by mail to Secretary of the State to be received by the Friday after the election. If late, the moderator must pay a late fee of \$50.
3. Head Moderator must deliver the other complete signed set of these returns to the Town Clerk on or before Nov 05, 2008.

November 04, 2008

Notes:

1. Enter total votes in the boxes directly below each candidate's name. If the candidate received no votes, enter 0 (zero). DO NOT enter anything in a box which does not have a candidate's name directly above it.
2. Write-in votes for a candidate appearing on the ballot should be added into the candidate's total votes as reported on this form.
Write-in votes for Registered Write-in Candidates are reported on a separate form.

At the State Election in the town of Hartford legally warned and held on November 04, 2008, the following candidates received the number of votes annexed to their names respectively:

Presidential Electors For

Congressional District

1

Republican

Democratic

Independent

McCain

Obama

Nader

Palin

Biden

Gonzalez

2,686

31,741

165

Write-In

Write-In

Write-In

Baldwin

Calero

McKinney

Castle

Kennedy

Clemente

Write-In

Moore

Alexander

Representative in Congress

Congressional District

1

Republican

Democratic

Green

Joe Visconti

John B. Larson

Stephen E.D. Fournier

1,800

23,209

1,016

Working Families

Write-In

John B. Larson

Matthew Coleman

2,049

November 04, 2008

Notes:

1. Enter total votes in the boxes directly below each candidate's name. If the candidate received no votes, enter 0 (zero). DO NOT enter anything in a box which does not have a candidate's name directly above it.
2. Write-in votes for a candidate appearing on the ballot should be added into the candidate's total votes as reported on this form.
Write-in votes for Registered Write-in Candidates are reported on a separate form.

At the State Election in the town of Hartford legally warned and held on November 04, 2008, the following candidates received the number of votes annexed to their names respectively:

State Senator

Senatorial District

1

Republican

Democratic

Green

Barbara J. Ruhe

John W. Fonfara

S. Michael DeRosa

1,382

12,450

617

Working Families

John W. Fonfara

1,111

Senatorial District

2

Republican

Democratic

Working Families

Veronica Airey-Wilson

Eric D. Coleman

Eric D. Coleman

2,100

10,298

1,348

November 04, 2008

Notes:

1. Enter total votes in the boxes directly below each candidate's name. If the candidate received no votes, enter 0 (zero). DO NOT enter anything in a box which does not have a candidate's name directly above it.
2. Write-in votes for a candidate appearing on the ballot should be added into the candidate's total votes as reported on this form.
Write-in votes for Registered Write-in Candidates are reported on a separate form.

At the State Election in the town of Hartford legally warned and held on November 04, 2008, the following candidates received the number of votes annexed to their names respectively:

State Representative

Assembly District1

Connecticut For LiebermanDemocratic

Mark A. FriedmanKenneth P. Green

214

3,239

Assembly District3

Democratic

Minnie Gonzalez

3,628

Assembly District4

Connecticut For LiebermanRepublicanDemocratic

Bryce Snarski-PierceVacancy in NominationKelvin Roldan

238

3,026

Assembly District5

DemocraticPetitioning CandidatePetitioning Candidate

Marie Lopez Kirkley-BeyLarry CharlesCraig T. Stallings

4,147

821

87

Assembly District6

DemocraticWorking Families

Hector Luis RoblesHector Luis Robles

4,676

598

November 04, 2008

Notes:

1. Enter total votes in the boxes directly below each candidate's name. If the candidate received no votes, enter 0 (zero). DO NOT enter anything in a box which does not have a candidate's name directly above it.
2. Write-in votes for a candidate appearing on the ballot should be added into the candidate's total votes as reported on this form.
- Write-in votes for Registered Write-in Candidates are reported on a separate form.

At the State Election in the town of Hartford legally warned and held on November 04, 2008, the following candidates received the number of votes annexed to their names respectively:

State Representative

Assembly District1

Connecticut For LiebermanDemocratic

Mark A. FriedmanKenneth P. Green

214

3,239

Assembly District3

Democratic

Minnie Gonzalez

3,628

Assembly District4

Connecticut For LiebermanRepublicanDemocratic

Bryce Snarski-PierceVacancy in NominationKelvin Roldan

238

3,026

Assembly District5

DemocraticPetitioning CandidatePetitioning Candidate

Marie Lopez Kirkley-BeyLarry CharlesCraig T. Stallings

4,147

821

87

Assembly District6

DemocraticWorking Families

Hector Luis RoblesHector Luis Robles

4,676

598

Notes:

1. Enter total votes in the boxes directly below each candidate's name. If the candidate received no votes, enter 0 (zero). DO NOT enter anything in a box which does not have a candidate's name directly above it.
2. Write-in votes for a candidate appearing on the ballot should be added into the candidate's total votes as reported on this form.
- Write-in votes for Registered Write-in Candidates are reported on a separate form.

At the State Election in the town of Hartford legally wamed and held on November 04, 2008, the following candidates received the number of votes annexed to their names respectively:

Assembly District

7

Democratic

Douglas McCrory

5,049

Registrar of Voters

Town

0

Hartford

Republican

Democratic

Working Families

Salvatore A. Bramante

Olga Iris Vazquez

Urania Petit

2,315


21,272

2,541

Sign Here



List of Votes Certified By



November 6, 2008

CITY OF HARTFORD
ELECTION
BOARD OF EDUCATION
NOVEMBER 03 2009

CITY OF HARTFORD - Official Candidate Votes by District
Municipal Election for the Board of Education
November 03, 2009

Voting Districts		1	2	3	4	5	6	7	8	9	10	11	12	13	14	15	16	17	18	19	20	21	22	23	TOTALS
BOARD OF EDUCATION																									
1A	Nyesha McCauley	17	2	47	16	23	14	16	10	19	11	24	15	20	26	9	5	8	8	20	10	3	13	6	342
2A	Richard Barton	9	4	51	12	27	7	8	10	15	9	25	15	16	23	11	6	4	6	13	6	7	9	8	301
3A	Michael J. Fryar	8	9	55	16	24	6	7	8	16	12	30	12	19	25	9	3	5	3	16	15	2	11	6	317
1B	Lori L. Hudson	111	23	93	34	88	125	149	46	48	71	59	48	44	64	24	49	36	62	26	50	38	79	105	1472
2B	Luis Rodriguez-Davila	63	18	51	32	69	65	67	54	68	89	47	52	52	71	22	50	51	65	25	34	40	56	67	1208
3B	Albert L. Barrueco	57	27	122	23	90	57	62	44	36	61	50	34	47	62	18	41	39	51	35	30	31	48	56	1121
1C	Elizabeth Brad Noel	89	33	195	60	134	65	155	40	42	47	79	60	52	60	15	27	21	32	62	52	13	46	62	1441
2C	Robert Cotto, Jr.	55	25	188	62	113	42	98	37	62	60	69	69	50	60	20	30	19	33	36	36	17	32	48	1261
3C	Sharon Patterson-Stallings	91	29	134	50	104	66	112	32	48	40	53	52	39	49	13	20	14	23	46	40	17	64	55	1191
1D	Lillian Milly Arciniegas	7	5	55	4	18	19	19	8	36	32	43	44	29	34	3	9	14	11	6	12	9	6	24	447
2D	Mary R. Storey	14	2	18	1	12	30	37	9	13	17	16	24	15	13	5	4	3	9	10	14	7	21	41	335
3D	Cherylann Perry	17	3	6	6	15	13	26	4	9	9	17	21	10	11	0	6	3	8	3	9	4	11	24	235
1E	Ines Duke Peg eas	14	4	12	5	9	23	69	5	3	6	9	8	5	9	1	7	1	1	3	9	0	11	19	233
Total:		552	184	1027	321	726	532	825	307	415	464	521	454	398	507	150	257	218	312	301	317	188	407	521	9904

CITY OF HARTFORD - REGISTRARS OF VOTERS

Municipal Election for the Board of Education

November 03, 2009

Voting District(s)	Beginning Totals	Additions/ Deletions	NewTotal	Number Voting	Not Voting	Percent Voted
001	1967	1	1968	196	1772	9.96%
002	590	0	590	64	526	10.85%
003	1816	-1	1815	359	1456	19.78%
004	1036	2	1038	121	917	11.66%
005	3091	1	3092	254	2838	8.21%
006	2891	2	2893	192	2701	6.64%
007	2854	0	2854	295	2559	10.34%
008	2055	2	2057	116	1941	5.64%
009	2585	2	2587	154	2433	5.95%
010	2696	7	2703	168	2535	6.22%
011	2169	0	2169	187	1982	8.62%
012	2597	5	2602	164	2438	6.30%
013	2257	4	2261	141	2120	6.24%
014	2516	0	2516	181	2335	7.19%
015	1301	1	1302	54	1248	4.15%
016	1867	0	1867	94	1773	5.03%
017	2557	2	2559	79	2480	3.09%
018	1393	5	1398	109	1289	7.80%
019	707	-1	706	106	600	15.01%
020	1679	1	1680	112	1568	6.67%
021	1458	3	1461	62	1399	4.24%
022	2599	-2	2597	140	2457	5.39%
023	2006	4	2010	179	1831	8.91%
Total:	46687	38	46725	3527	43198	7.55%

City of Hartford Recount Listing by Candidate

Municipal Election for the Board of Education

November 03, 2009

Office: Board of Education

Seats: 4


Lever (Name)	Total	Win/Loose Diff	Total Having Voted: 9904	
			0.5%	50
1B (Lori L. Hudson)	1472			
1C (Elizabeth Brad Noël)	1441			
2C (Robert Cotto, Jr.)	1261			
2B (Luis Rodriguez-Davila)	1208			
3C (Sharon Patterson-Stallings)	1191	(17)	Automatic Recount	
3B (Albert L. Barrueco)	1121			
1D (Lillian Milly Arciniegas)	447			
1A (Nyesha McCauley)	342			
2D (Mary R. Storey)	335			
3A (Michael J. Fryar)	317			
2A (Richard Barton)	301			
3D (Cherylann Perry)	235			
1E (Ines Duke Peguas)	233			
Office Totals	9904			

Part IV - Official Check List Report

	A. Total number of names on official check list (include only the active registry list and names restored to it on election day):	B. Total number of names <u>checked</u> as having voted; by machine <u>and</u> by absentee ballot (as <u>counted</u> on official check list):
1. Entire Municipality: (Town, Borough, City)	_____	_____
2. Political Subdivision if applicable (e.g., Council District, Ward, etc.):	A. Total number of names on official check list (include only the active registry list and names restored to it on election day):	B. Total number of names <u>checked</u> as having voted, by machine <u>and</u> by absentee ballot (as <u>counted</u> on official check list):
1 _____	1,968 _____	196 _____
2 _____	590 _____	64 _____
3 _____	1,815 _____	359 _____
4 _____	1,038 _____	121 _____
5 _____	3,092 _____	254 _____
6 _____	2,893 _____	192 _____
7 _____	2,854 _____	295 _____
8 _____	2,057 _____	116 _____
9 _____	2,587 _____	154 _____
10 _____	2,703 _____	168 _____
11 _____	2,169 _____	187 _____
12 _____	2,602 _____	164 _____
13 _____	2,261 _____	141 _____
14 _____	2,516 _____	181 _____
15 _____	1,302 _____	54 _____
16 _____	1,867 _____	94 _____
17 _____	2,559 _____	79 _____
18 _____	1,398 _____	109 _____
19 _____	706 _____	106 _____
20 _____	1,680 _____	112 _____
21 _____	1,461 _____	62 _____
22 _____	2,597 _____	140 _____
23 _____	2,010 _____	179 _____

I hereby certify that the foregoing are the returns of the municipal election in the above-named municipality, legally
warned and held on NOVEMBER 3, 2009.

SIGN HERE: X



EUGENE CIMIANO
Print name

NOVEMBER 4, 2009
Date

X Head Moderator

[-check one-]

☐ Moderator

Head Moderator's/ Moderator's Telephone Numbers:

860-296-0508
(Home)

N/A
Work)

State of Connecticut
Office of the Secretary of the State
Legislation & Elections Administration Division

PRESCRIBED FORM FOR RETURN OF VOTES CAST AT A MUNICIPAL ELECTION
(C.G.S. §9-314(b))

ONE SET of return forms is enclosed. After all entries have been completed and proofread and any corrections made, the complete set of returns should be photocopied and both sets signed in the original by the Head Moderator, or Moderator in municipalities with only a single voting district, at each place indicated and deliver one set of such returns either (1) by fax to the Secretary of the State by 12:00 midnight on Election Day and then deliver such return to the Secretary of the State, not later than the third day after the election (no later than Friday after a Tuesday election), or (2) by hand delivery to the Secretary of the State, Legislation & Elections Administration Division, 30 Trinity Street, P.O. Box 150470, Hartford, CT 06115-0470 not later than 6:00 p.m. of the day after the election, (Wednesday, November 4, 2009) or to the State Police not later than 4:00 p.m. Wednesday, November 4 and to deliver the other set to the Town Clerk on or before November 4, 2009. Use additional pages, if necessary.

City
Town of **HARTFORD**
Borough

Date of Election: November 3, 2009

Part I - Candidates on Ballot

Office Designation
(from ballot label,
including political
subdivision, if
applicable--e.g.,
Council District,
Ward, etc.)

Candidate
(from ballot label)

Party
(from ballot label)

Number of
Votes Received
(including
write-in votes
specified
below)*

BOARD OF EDUCATION	NYESHA McCAULEY	REPUBLICAN	342
" " "	RICHARD BARTON	REPUBLICAN	301
" " "	MICHAEL J. FRYAR	REPUBLICAN	317
" " "	LORI L. HUDSON	DEMOCRAT	1,472
" " "	LUIS RODRIGUEZ -DAVILA	DEMOCRAT	1,208
" " "	ALBERT L. BARRUECO	DEMOCRAT	1,121
" " "	ELIZABETH BRAD NOEL	WORKING FAMILIES	1,441
" " "	ROBERT COTTO, JR.	WORKING FAMILIES	1,261
" " "	SHARON PATTERSON - STALLINGS	WORKING FAMILIES	1,191
" " "	LELLIAN MILLY	PARENTS CHOICE	447
" " "	ARCINIEGAS		
" " "	MARY R. STOREY	PARENTS CHOICE	335
" " "	CHERYLANN PERRY	PARENTS CHOICE	235
" " "	INES DUKE PEGEAS	PETITIONING CANDIDATE	233

RECEIVED
CITY OF HARTFORD
2009 NOV 16 AM 10:42
REGISTRARS OF VOTERS

Include write-in votes cast for candidates for any office, provided the write-in vote on any single ballot doesn't result in two votes being cast for the same candidate for the same office.

FORM V (Rev. 7/04)
ELECTION

ELECTION RECANVASS / PROVISIONAL BALLOT RETURN FORM

TO: Secretary of the State
30 Trinity Street
Hartford, Connecticut 06106

Attention: Election Services Division

Town}
City of HARTFORD
Borough}

Date of Recanvass: 11/09/2009

2009 NOV 10 A 11:41
TOWN & CITY CLERK
HARTFORD

Number of Provisional Ballots: Received <u> N/A </u> Counted <u> N/A </u> Rejected <u> N/A </u>

I certify that on the date above, a recanvass/provisional ballot count was made of the votes cast at the MUNICIPAL election for the office(s) specified below, and that at said recanvass/ provisional ballot count the following candidates received the number of votes indicated:

OFFICES(S) (Including District)	C A N D I D A T E S	PARTY	VOTE TOTALS BEFORE RECOUNT	TOTAL PROVISIONAL BALLOT VOTE	TOTAL VOTES AFTER RECOUNT (Including Provisional Ballots and Write-in votes for Candidates Listed)
BOARD OF EDUCATION					
*****	NYESHA McCAULEY	REP	342	N/A	348
*****	RICHARD BARTON	REP	301	N/A	306
*****	MICHAEL J. FRYAR	REP	317	N/A	321
*****	LORI L. HUDSON	DEM	1472	N/A	1487
*****	LUIS RODRIGUEZ- DAVILA	DEM	1208	N/A	1219
*****	ALBERT L. BARRUECO	DEM	1121	N/A	1133
*****	ELIZABETH BRAD NOEL	*WF	1441	N/A	1448
*****	ROBERT COTTO, JR	*WF	1261	N/A	1265

DEMOCRATIC TOWN COMMITTEE PRIMARY
MARCH 2, 2010

CITY OF HARTFORD - Official Candidate Votes by District
Democratic Town Committee Primary in Assembly Districts# 4,5, and 7. NO PARTY ENDORSED
March 02, 2010

Voting Districts		1	2	3	4	5	6	7	8	9	10	11	12	13	14	15	16	17	18	19	20	21	22	23	TOTALS
TOWN COMMITTEE - ASSEMBLY DISTRICT 4																									
1B	Edwin Escribano	0	0	0	0	0	0	0	0	0	0	0	0	0	0	22	34	42	61	0	0	0	0	0	159
2B	Homayra Gomez	0	0	0	0	0	0	0	0	0	0	0	0	0	0	19	29	42	58	0	0	0	0	0	148
3B	Migdalia Gomez	0	0	0	0	0	0	0	0	0	0	0	0	0	0	20	33	48	59	0	0	0	0	0	160
4B	Jose U. Morales	0	0	0	0	0	0	0	0	0	0	0	0	0	0	20	34	46	62	0	0	0	0	0	162
5B	Willie C. Owens	0	0	0	0	0	0	0	0	0	0	0	0	0	0	18	32	44	56	0	0	0	0	0	150
6B	Apolinar Rosario-Tirado	0	0	0	0	0	0	0	0	0	0	0	0	0	0	16	26	44	55	0	0	0	0	0	141
7B	Luz V. Sullivan	0	0	0	0	0	0	0	0	0	0	0	0	0	0	23	31	50	70	0	0	0	0	0	174
8B	Elvis R. Tejada	0	0	0	0	0	0	0	0	0	0	0	0	0	0	19	27	43	56	0	0	0	0	0	145
9B	Sammy Vazquez	0	0	0	0	0	0	0	0	0	0	0	0	0	0	20	34	50	59	0	0	0	0	0	163
1C	Frederick L. Anderson	0	0	0	0	0	0	0	0	0	0	0	0	0	0	34	40	54	54	0	0	0	0	0	182
2C	Ralph Arena	0	0	0	0	0	0	0	0	0	0	0	0	0	0	36	38	52	53	0	0	0	0	0	179
3C	Sean P. Arena	0	0	0	0	0	0	0	0	0	0	0	0	0	0	38	35	50	52	0	0	0	0	0	175
4C	Andre Caban	0	0	0	0	0	0	0	0	0	0	0	0	0	0	32	36	56	50	0	0	0	0	0	174
5C	Gloria M. Pimental	0	0	0	0	0	0	0	0	0	0	0	0	0	0	35	37	55	55	0	0	0	0	0	182
6C	Kelvin Roldan	0	0	0	0	0	0	0	0	0	0	0	0	0	0	42	45	72	66	0	0	0	0	0	225
7C	Scott Edward Santucci	0	0	0	0	0	0	0	0	0	0	0	0	0	0	35	39	53	44	0	0	0	0	0	171
8C	Barbara Silva	0	0	0	0	0	0	0	0	0	0	0	0	0	0	37	36	59	58	0	0	0	0	0	190
9C	Edison Silva	0	0	0	0	0	0	0	0	0	0	0	0	0	0	36	33	54	55	0	0	0	0	0	178
Total:		0	0	0	0	0	0	0	0	0	0	0	0	0	0	502	619	914	1023	0	0	0	0	0	3058

TOWN COMMITTEE - ASSEMBLY DISTRICT 5

1B	W. Michael Downes	0	0	0	0	0	0	0	0	0	0	0	0	0	0	0	0	0	6	27	48	59	75	215
----	-------------------	---	---	---	---	---	---	---	---	---	---	---	---	---	---	---	---	---	---	----	----	----	----	-----

2010 MAR - 3 P 3:34

TOWN & CITY CLERK
HARTFORD

CITY OF HARTFORD - Official Candidate Votes by District
Democratic Town Committee Primary in Assembly Districts# 4,5, and 7. NO PARTY ENDORSED
March 02, 2010

Voting Districts		1	2	3	4	5	6	7	8	9	10	11	12	13	14	15	16	17	18	19	20	21	22	23	TOTALS
TOWN COMMITTEE - ASSEMBLY DISTRICT 5																									
2B	Juanita M. Giles	0	0	0	0	0	0	0	0	0	0	0	0	0	0	0	0	0	0	4	27	49	67	88	235
3B	Glendowlyn L. Hall	0	0	0	0	0	0	0	0	0	0	0	0	0	0	0	0	0	0	9	28	51	67	84	239
4B	Ashley J. Johnson	0	0	0	0	0	0	0	0	0	0	0	0	0	0	0	0	0	0	4	27	44	64	86	225
5B	Joseph L. Martinez	0	0	0	0	0	0	0	0	0	0	0	0	0	0	0	0	0	0	3	26	49	57	66	201
6B	Brandon L. McGee, Jr.	0	0	0	0	0	0	0	0	0	0	0	0	0	0	0	0	0	0	5	26	48	70	96	245
7B	Charles F. Oxley	0	0	0	0	0	0	0	0	0	0	0	0	0	0	0	0	0	0	5	23	46	59	66	199
8B	Paul M. Ritter	0	0	0	0	0	0	0	0	0	0	0	0	0	0	0	0	0	0	8	28	51	61	93	241
9B	Olga Iris Vazquez	0	0	0	0	0	0	0	0	0	0	0	0	0	0	0	0	0	0	4	26	55	64	80	229
10B	Radames V. Vazquez	0	0	0	0	0	0	0	0	0	0	0	0	0	0	0	0	0	0	3	27	53	65	79	227
11B	Charlene Williams	0	0	0	0	0	0	0	0	0	0	0	0	0	0	0	0	0	0	6	26	49	65	94	240
12B	Ludella Perry Williams	0	0	0	0	0	0	0	0	0	0	0	0	0	0	0	0	0	0	4	26	49	64	99	242
1C	Mamie M. Bell	0	0	0	0	0	0	0	0	0	0	0	0	0	0	0	0	0	0	86	34	110	39	114	383
2C	Alffe Blake	0	0	0	0	0	0	0	0	0	0	0	0	0	0	0	0	0	0	87	42	104	27	82	342
3C	Donald S. Brown, Jr	0	0	0	0	0	0	0	0	0	0	0	0	0	0	0	0	0	0	89	35	110	32	100	366
4C	Julio A. Concepcion	0	0	0	0	0	0	0	0	0	0	0	0	0	0	0	0	0	0	89	35	112	21	71	328
5C	Eric Crawford	0	0	0	0	0	0	0	0	0	0	0	0	0	0	0	0	0	0	91	35	108	34	103	371
6C	Marc A. DiBella	0	0	0	0	0	0	0	0	0	0	0	0	0	0	0	0	0	0	91	32	110	27	78	338
7C	Steven M.Harris	0	0	0	0	0	0	0	0	0	0	0	0	0	0	0	0	0	0	91	42	112	39	110	394
8C	Georgiana E. Holloway	0	0	0	0	0	0	0	0	0	0	0	0	0	0	0	0	0	0	82	36	115	34	82	349
9C	Marie Lopez Kirkley-Bey	0	0	0	0	0	0	0	0	0	0	0	0	0	0	0	0	0	0	88	51	113	40	99	391
10C	Frank Xavier Sentner	0	0	0	0	0	0	0	0	0	0	0	0	0	0	0	0	0	0	87	36	101	27	72	323

CITY OF HARTFORD - Official Candidate Votes by District
Democratic Town Committee Primary in Assembly Districts# 4,5, and 7. NO PARTY ENDORSED
March 02, 2010

Voting Districts		1	2	3	4	5	6	7	8	9	10	11	12	13	14	15	16	17	18	19	20	21	22	23	TOTALS
TOWN COMMITTEE - ASSEMBLY DISTRICT 5																									
11C	Clorinda Soldevila	0	0	0	0	0	0	0	0	0	0	0	0	0	0	0	0	0	0	86	33	112	28	70	329
12C	Rebecca A. Wareing	0	0	0	0	0	0	0	0	0	0	0	0	0	0	0	0	0	0	90	34	108	28	74	334
Total:		0	0	0	0	0	0	0	0	0	0	0	0	0	0	0	0	0	0	1118	762	1907	1138	2061	6986
TOWN COMMITTEE - ASSEMBLY DISTRICT 7																									
1B	Paul Basch	0	0	0	0	106	75	81	0	0	0	0	0	0	0	0	0	0	0	0	0	0	0	0	262
2B	Karen Cato	0	0	0	0	79	69	78	0	0	0	0	0	0	0	0	0	0	0	0	0	0	0	0	226
3B	Darrell S. Garner	0	0	0	0	89	72	78	0	0	0	0	0	0	0	0	0	0	0	0	0	0	0	0	239
4B	Carl Hardrick	0	0	0	0	82	84	102	0	0	0	0	0	0	0	0	0	0	0	0	0	0	0	0	268
5B	Prenzina Raines Holloway	0	0	0	0	69	83	67	0	0	0	0	0	0	0	0	0	0	0	0	0	0	0	0	219
6B	Shawn R. Holloway	0	0	0	0	73	81	79	0	0	0	0	0	0	0	0	0	0	0	0	0	0	0	0	233
7B	Douglas McCrory	0	0	0	0	90	82	112	0	0	0	0	0	0	0	0	0	0	0	0	0	0	0	0	284
8B	Naomi Crawford Mckoy	0	0	0	0	75	78	81	0	0	0	0	0	0	0	0	0	0	0	0	0	0	0	0	234
9B	Judith A. Pegram	0	0	0	0	68	68	69	0	0	0	0	0	0	0	0	0	0	0	0	0	0	0	0	205
10B	Shirley A. Surgeon	0	0	0	0	85	80	85	0	0	0	0	0	0	0	0	0	0	0	0	0	0	0	0	250
11B	Donna Thompson-Daniel	0	0	0	0	72	73	75	0	0	0	0	0	0	0	0	0	0	0	0	0	0	0	0	220
12B	Louis Watkins, Jr.	0	0	0	0	82	76	108	0	0	0	0	0	0	0	0	0	0	0	0	0	0	0	0	266
13B	Andrew Woods	0	0	0	0	80	81	109	0	0	0	0	0	0	0	0	0	0	0	0	0	0	0	0	270
1C	Helen Boutte	0	0	0	0	21	16	46	0	0	0	0	0	0	0	0	0	0	0	0	0	0	0	0	83
2C	Jacqueline Baskin Bryant	0	0	0	0	23	28	54	0	0	0	0	0	0	0	0	0	0	0	0	0	0	0	0	105
3C	Yvonne Daniels	0	0	0	0	22	21	45	0	0	0	0	0	0	0	0	0	0	0	0	0	0	0	0	88
4C	Douglas J. Green	0	0	0	0	33	28	65	0	0	0	0	0	0	0	0	0	0	0	0	0	0	0	0	126

CITY OF HARTFORD - Official Candidate Votes by District
Democratic Town Committee Primary in Assembly Districts# 4,5, and 7. NO PARTY ENDORSED
March 02, 2010

Voting Districts		1	2	3	4	5	6	7	8	9	10	11	12	13	14	15	16	17	18	19	20	21	22	23	TOTALS
TOWN COMMITTEE - ASSEMBLY DISTRICT 7																									
5C	Nicki A. Webster	0	0	0	0	19	11	38	0	0	0	0	0	0	0	0	0	0	0	0	0	0	0	0	68
Total:		0	0	0	0	1168	1106	1372	0	0	0	0	0	0	0	0	0	0	0	0	0	0	0	0	3646

CITY OF HARTFORD - REGISTRARS OF VOTERS

atic Town Committee Primary in Assembly Districts# 4,5, and 7. NO PARTY END

March 02, 2010

Voting District(s)	Beginning Totals	Additions/ Deletions	NewTotal	Number Voting	Not Voting	Percent Voted
001	0	0	0	0	0	0.00%
002	0	0	0	0	0	0.00%
003	0	0	0	0	0	0.00%
004	0	0	0	0	0	0.00%
005	2169	-2	2167	144	2023	6.65%
006	2253	2	2255	121	2134	5.37%
007	2218	0	2218	142	2076	6.40%
008	0	0	0	0	0	0.00%
009	0	0	0	0	0	0.00%
010	0	0	0	0	0	0.00%
011	0	0	0	0	0	0.00%
012	0	0	0	0	0	0.00%
013	0	0	0	0	0	0.00%
014	0	0	0	0	0	0.00%
015	869	2	871	62	809	7.12%
016	1451	1	1452	79	1373	5.44%
017	1735	2	1737	118	1619	6.79%
018	1077	5	1082	127	955	11.74%
019	424	0	424	99	325	23.35%
020	1233	0	1233	82	1151	6.65%
021	1216	3	1219	180	1039	14.77%
022	2072	3	2075	106	1969	5.11%
023	1642	2	1644	203	1441	12.35%
Total:	18359	18	18377	1463	16914	7.96%

2010 MAR - 3 P 3:34

TOWN & CITY CLERK
HARTFORD